





COSMIC PATTERNS CATALOGUE



Beautiful and Easy To Use Superb Astrology Software!
The World's First Astrology Software that provides
Comprehensive Research and Electional Astrology,
Complete Western and Vedic Astrology, and the
Most Advanced AstroMaps all in One Program!

COSMIC PATTERNS



Dear Friends,

Thank you for your interest in our software.

The Cosmic Patterns Software team is dedicated to developing the highest quality and standard in astrology software. Requests and suggestions from our customers drive our software development. Therefore, you, our clients and customers, are also part of the team. Without your support and participation, the work would not be possible.

We also insure that the software is beautiful and easy to use. Very often software becomes more difficult to use as it becomes more powerful. However, this is not the case with our software. Each new version is more powerful and flexible, and yet easy to use.

Astrology has evolved over thousands of years in many cultures and there are seemingly endless number of techniques, theories, applications, and features that can be added to our programs. If you have any technique in mind that is not in our programs, let me know.


We take special pride in providing excellent customer support, and we work very hard to create not only a beautiful, easy to use, thoroughly debugged program at a reasonable price, but to support every customer as well. Most customers prefer to use email to contact us. Our email address is kepler@AstroSoftware.com and our web site is www.AstroSoftware.com. We answer email within 1 business day. You can call us during business hours (9 AM to 5 PM Eastern Time, Monday through Friday) at 1-352-373-1504. The 800 toll free number, 1-800-779-2559 is for orders only (not customer support). If you cannot call us during our office hours, let us know. Because many customers live in different time zones it may be difficult to call us during business hours. We can set an appointment for you to call us after office hours on weekdays only.

Hopefully this letter gives you a better appreciation of the nature of our business, and that we are very dedicated to astrology and providing a professional, excellent service to you. If you have any questions about our products and services, or if you have any suggestions, feel free to contact me directly.

Best Wishes,

*Fei Cochrane,
President
Cosmic Patterns Software, Inc.*

KEPLER INTRODUCTION



Kepler requires a computer with a CD rom drive, Windows Operating System, 32 MB RAM memory or more, and 1 Gig hard disk space. Also compatible with either 32 bit or 64 bit operating system. Speakers are not required but are recommended. Kepler also runs on PowerMac computers with Windows operating system installed.

Kepler is a revolutionary product unlike anything else: so complete and easy to use that a complete novice can obtain useful information, but so sophisticated that it uses cutting edge astrological theory (harmonics and cosmobiology, for example) to produce some of the interpretive reports - don't worry, you don't need to understand what these are to use Kepler! Kepler is a complete astrological software system that provides a huge number of technical calculations, interpretations, astrological education, a Multimedia presentation, graphics, etc.

Accuracy and Time Range of Calculations: Planets can be calculated from the years 999 BC to 2300 AD, except the asteroids and 8 transneptunian planets, which in some cases cannot be calculated before 1000 AD. Accuracy of all planets is less than 1 second of arc.

CALCULATIONS IN ALPHABETICAL ORDER

Angular Distance

Ancient Western: Essential Dignities and Planetary Hours

Ancient Western: Firdaria

Antiscia and Contra Antiscia Charts and Listings

Arabic Parts Listing

Arabic Parts Wheels

Arc Transform Chart

Art Wheels: Chart Wheels that look like works of art

Art Gallery: Hundreds of Astrological Graphics

Ascendant: Rotate the chart to put any planet or mid-point on the ascendant

Aspects and/or Midpoints Between Charts

Aspect Listings with Moon Details (VOC included)

Asteroids: Adding asteroids to chart wheel

4 Major Asteroids and Chiron can be put in Wheel.

1000 other asteroid positions are in a list.

An option to buy optional asteroids CD for Kepler

Asteroid Ephemeris

Asteroid Wheels

AstrologyClock

AstroMaps:

Geodetic Maps:

Geodetic Planet Map

Geodetic Reference Map



Horizon Maps: A horizon map is a slight variation of a local space map; the horizon map plots the actual house cusps whereas in a local space map house Asc lines are drawn due east-west and the MC lines are drawn due north-south. The planet lines in a horizon map and local space map are identical.

Local Space Maps, Local Space Map's with Asteroids

Zodiac Sign Maps: AstroMaps that show where the zodiac sign of the Ascendant and MC change.

Regular Maps without Orbs

Regular Maps with Orbs

Regular Maps calculated in longitude or in mundo

Flexible and easy to use

Zoom in and zoom out feature

Select any city and put it in the middle of the map

Options to include:

4 Major Asteroids

Chiron

Major Aspects

Minor Aspects

Midpoints

Treasure Maps (a Unique and Exciting Feature):

Love and Romance Map

Vocation and Career Map

Friendship and Family Map

Imagination and Inspiration Map

Excitement and Instability Map

Point and Click Interpretations

Explanatory Guide to Treasure Maps

Paran Listings

Education and Communication

Culture and Creativity

Optimism and Opportunity

Responsibility and Focus

AstroSignature Forecast

Atlas: Complete atlas, time zones, and daylight savings time information, updated each new version of Kepler with recent changes in laws.

Ayanamsha: 22 different ones to choose from, or enter your own customized ayanamsha

Fagan/Bradley

Lahiri

De Luce

Raman

Ushashashi

Krishnamurti

Djwhal Khool

Yukteshwar

JN Bhasin

Babylonian, Kugler 1

Babylonian, Kugler 2

Babylonian, Kugler 3

Babylonian, Huber

Babylonian, Mercier

Aldebaran at 15 Taurus

Hipparchos

Sassanian

Galactic Center

J2000

J1900

B1950

Customized value

Azimuth-Altitude

Chart Wheels (see "Wheels" below) Chart Explorer

(Vedic interactive interpretations courtesy of Australian astrologer **Dadhichi Toth**)

Comparison Charts

Azimuth-Altitude

Chart Wheels (see "Wheels" below)

Composite Charts

Coordinate System:

- Normal (Zodiac Longitude)
- Heliocentric
- Horizon (azimuth-altitude, east on left side)
- Azimuth (West on left side)
- Right Ascension
- Mundoscope (prime vertical chart)
- Declination Longitude Equivalent
- Declination Longitude Equivalent Antiscia
- Declination Longitude Equivalent Contra-Antiscia
- Norma (not adjusted)
- Draconic (mean node)
- Draconic (true node)
- Tobey Secondary
- Antiscia Chart
- Contra Antiscia Chart
- Dwadasamsa
- Sun Zodiac Chart (Sun=0 Aries)
- Moon Zodiac Chart (Moon = 0 Aries)
- Mercury Zodiac Chart (Mercury = 0 Aries)
- Venus Zodiac Chart (Venus = 0 Aries)
- Mars Zodiac Chart (Mars = 0 Aries)
- Jupiter Zodiac Chart (Jupiter = 0 Aries)
- Saturn Zodiac Chart (Saturn = 0 Aries)
- Uranus Zodiac Chart (Uranus = 0 Aries)
- Neptune Zodiac Chart (Neptune = 0 Aries)
- Pluto Zodiac Chart (Pluto = 0 Aries)
- Asc. Zodiac Chart (Asc. = 0 Aries)
- House Zodiac Chart

CoAscendant in chart wheel

Composite:

- Asc Midpoint
- MC Midpoint
- Derived Asc
- Davidson Time-Space

Day-for-a-year Ingresses Rx/Direct

Declination Longitude Equivalent Chart

Declination Longitude Equivalent Chart Antiscia Chart

Declination Longitude Equivalent Chart Contra Antiscia Chart

Degree Meanings

Draconic Chart

Declinations: Transit to natal declinations, and progressed to natal declinations, and a list of declination positions in the chart wheel, as well as the parallels of declination. You can also obtain midpoint structures in declination and a graphic ephemeris in declination.

Dwadasamsa Chart

Eclipses indicated in transit-to-natal printouts

Eclipse Maps: Date and Time, as well as eclipse path is displayed. Ability to display more than one eclipse path on a map.

Eclipse, Lunation, and Ingress Charts

Educational and Learning: Avalon Lessons

Electional Astrology Graph

E-mail printouts directly from Kepler

Encyclopedia

Ephemeris Tables of Planets and/or Asteroids

Essential Dignities and Planetary Hours Table

Financial Astrology:

- Graph financial data e.g. stock or commodity
- Import financial data from other company that provides financial data
- Automatically pick out and save on a file high and low days
- Files are saved in Kepler data base
- Produce gold price forecast and silver price forecast
- Use Kepler's research tools to create forecast for other commodities
- Designed specifically for index and commodity forecasts (stock forecasts not available yet)

Firdaria (way of forecasting)

Fixed Stars

Fixed Star Wheels

Gauquelin Sector

Grand Trines, T-Square, Yods, etc. Listings:

3-Planet Patterns formed by any combination of the following aspects: ♌, ♍, ♎, ♏, ♐, ♑, ♒, ♓, ♈, ♉, ♊, ♋, ♌, ♍, ♎, ♏, ♐, ♑, ♒, ♓

Graphic Ephemeris:

- Natal, transiting, secondary progressed, and/or solar arc positions can be combined together
- Color coded lines help identify which charts are involved in an aspect
- Customize by selecting planets, line thickness and other printouts

Use Longitude, Declination, and Latitude positions

Harmonic Charts, listings of harmonic aspects and harmonic patterns

Harmonic Highlights Report by David Cochrane

Health Encyclopedia

Heliocentric wheel

Horizon Chart

House System Comparison

Huber House Wheel

Huber Style Wheel

Huber Mondknoten

Ingresses (Planetary Ingresses)

Ingresses: Day-for-a-Year Ingresses and Rx/Direct

Ingresses into Zodiac Sign

Kepler Workshop (Vedic, etc.)

Vedic: Chakras and Vargas, Gochara (Transits) Dasas and Bhuktis, Ashtakavarga

Sky Map, Eclipse Map

Graphic Ephemeris, Text Ephemeris

Moon Calendar, Star Calendar

Lifetime Progressed Declination

Kepler WorkShop Astrology Clock

Chart Explorer

Declination (equatorial)

Latitude (ecliptic)

Lilith (Mean Black Moon) in chart wheel

Lilith (True Black Moon) in chart wheel

Lunar Return

Lunar Eclipse Listing

Lunar Phase Report

Lunation and/or Eclipses (any location)

New Moon (Including Solar Eclipses), Solar Eclipse
Full Moon (Including Lunar Eclipse), Lunar Eclipse,
Solar and Lunar Eclipses, or all of the above.

Medieval Wheels

Midpoint Trees, and Midpoint Sorts, Midpoint trees
between 2 charts

Moon's Node: Mean, True.

Moon Calendar

Multi-Media: Live Mini Reading

Munkasey's Midpoint Weighting Analysis

Mundoscope Chart

Natal Chart

Numerology

Parallax corrected moon

Parallels of Declination: Listed in wheel printouts,
printed in transit-to-natal listings

Polar Ascendant in chart wheel

Paran Listings

Planetary Pitches (Music of the Spheres)

Planet Ephemeris

Planet Return

Precessed Solar, Lunar, and Planetary Returns

Primary Directions: List of dates when primary
directed planets cross angular cusps

Primary Arcs Table

Profile Category Scores

Progressions: Progressed Chart & Listings, Degree-
for-a-Year, Secondary, Solar arc directions, Month-for-a-
year, Direct or Converse, Progressed-to-Natal aspects,
Progressed-to-Progressed aspects, Progressed and tran-
siting midpoint structures, Progressed Time Line Profile

Methods for progressed houses (or MC):

Solar Arc MC with corresponding Asc at the
geographic latitude

Naibod Arc in Right Ascension

Mean Solar Motion

Time of the progressed chart

Progressed-to-Progressed

Progressed-to-Progressed Lunar Phase Listing

Rectification Assistance: You can enter the date when
a person got married, was in an accident, or experi-
enced other major events, and obtain a total score
based on how many transiting and progressed aspects
occurred that match the events. Then you can adjust
the birth time and compare scores. You can, of course,
change the astrological weighting for each transiting or
progressed aspect. This feature is a big plus to have!

Relocated aspects to Asc and MC

Relocated Charts

Research: Advanced research feature, Aspects

Aspects between 2 charts, Astrological signatures.

Discover them, create, them, and test them!

Assumption-less research:

Kepler finds most frequent astrological factors for you.
Complex and sophisticated astrological signatures.
Compare frequency that occurs in the chart being
studied to the frequency that occurs during any time
period when researching Aspects, Midpoints, or
Harmonics, Determine most common factors, Pairs
Relationship, Match Making, Forecast Research of 1
day, Harmonic patterns, Midpoints, Multiple factors,

Other astrological factors: planetary speed, elements,
fixed stars, etc. Planets in houses. Planets in signs,

Research specific astrological factor for an individual

Right Ascension: Positions listed in wheel printouts, or
Produce a wheel with right ascension positions

Sabian Symbols

Set a default place to use in AstroMap

Sky Map

Solar Return

Star Catalog

Synastry: Midpoints Comparison, Aspect Grid Compare
(also available in BiWheel), Harmonic Aspect Grid
Compare, Compatibility Scores, Compatibility Text
Listing

Tobey Secondary

Time Line Profile: forecast accident proneness, athletic
performance, etc. with a customizable, sophisticated weight-
ing scheme

Time Line Forecast: easy to read graphic presentation

Transneptunians

TransPluto in Chart Wheel

Transits or Forecast: Transit-to-Natal, Transit-to-
Transit, Transit-to-Progressed, Transiting planet-to-
natal-midpoint, Transiting midpoint-to-natal-planet

Transit-to-Transit Stations

Zodiac Sign Ingresses

Vertex

Void of Course Moon Listing

VEDIC ASTROLOGY:

*Kepler provides you with all of the fundamental fea-
tures of Vedic astrology.*

Chart Wheels in either North or South Indian style, Dasas:
Ashtotarri, Narayana, and Vimsottari, Bhuktis, Shad
Bala, Nakshatras, Vargas, Gochara, Ashtakavarga
Shad Bala, Sthanna Bala, Manglik, Chakras and
Vargas, Antara, Vimsottari Bhukti with interpretation.

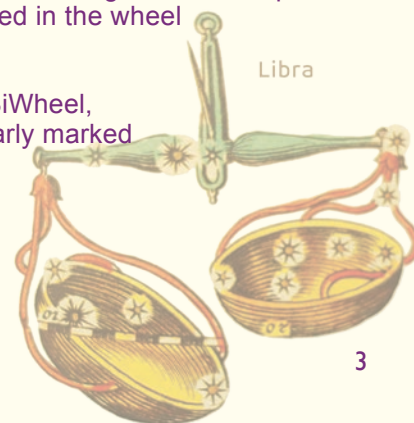
Vedic Insight Report

WHEELS:

Chart Wheels, Natal Chart Wheel, BiWheel, Harmonic
Chart, 2 Separate Wheels, TriWheel, Arabic Parts
Wheel, 3 Separate Wheels, QuadWheel, Fixed Stars
Wheel, 4 Separate Wheels, Asteroids Wheel, Huber
Wheel, TriWheel Animation, Heliocentric Wheel,
Square Wheel, Medieval Wheel, Midpoints Wheel,
TriWheel Animation, Blank Wheel, Japanese Wheel,
Transit Wheel

Whole Sign Houses (zero degrees of rising sign is
Ascendant, zero degrees of next sign on 2nd cusp,
etc. with Asc and MC placed in the wheel
like planets)

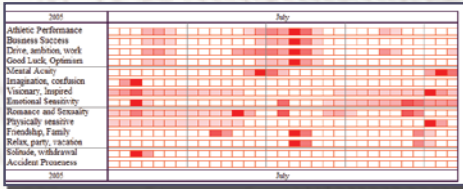
90 Degree Dial: Regular, BiWheel,
TriWheel, QuadWheel, Clearly marked
and accurate placement in
dial ruler



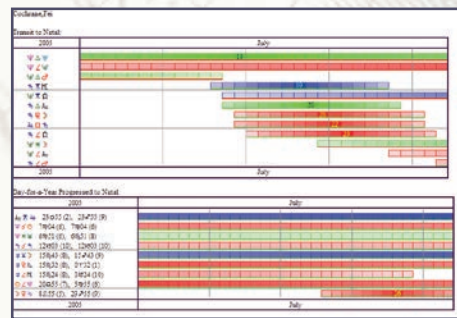
OTHER FORECAST FEATURES:

Suppose that you are an astrologer and you would like for your clients the following information for the coming year: Outer planet transits to the natal chart, secondary progressed to natal, secondary progressed to progressed, and solar arc to natal aspects. Kepler's Time Line Format allows you select all of these forecast methods and see a graphic time line so you can quickly and easily see what astrological influences are in effect. Selecting which forecast methods you want is as easy: just check the methods you want. Kepler also allows you to produce simple text listings of transiting and progressed aspects but most astrologers prefer the elegance, simplicity, power, and flexibility of the Time Line Format.

TIME LINE PROFILE



TIME LINE FORMAT



OTHER FORECAST LISTS:

- A listing of dates when the secondary progressed planets enter a new zodiac sign or turn Rx or direct can be produced.
- A listing of dates when transiting planets enter zodiac signs and a list of void of course moon times can also be produced.
- Specify which aspects to use to determine the time that the Moon is void of course.
- Produce a list of dates and times when planets turn Rx or direct.
- And much, much, more!

TIME LINE FORMAT:

Calendar date is printed periodically so that while looking through the printout, you can see what the dates are without needing to scroll up and down repeatedly. The date when the aspect is exact appears in the time line printout.

The Time Line Format allows you to select as many forecast methods as you like. For example, you can select Transit-to-Natal, Day-for-a-Year Progressed to Natal, Day-for-a-Year Progressed to Progressed, and Solar Arc Progressed to Natal if these are the forecast methods that you prefer to use. After making your selections, you can scroll through the list of transits and progressions without needing to jump between printouts.

The time line format has the advantages of allowing you to quickly and easily see what astrological influences are occurring, when they occur, and how strong they are at any time.

Selection of Forecast is very easy: A menu that allows you to jump quickly to different kinds of forecasts available is provided.

Other Time Line Format Feature: A thin red strip is displayed along the bottom of each time line bar to indicate retrograde and/or a green strip to indicate direct motion of the transit or progressed planet.

Option to display the house position of planets and/or zodiac sign or exact position of the transiting and natal planets along the left side, next to the aspect that occurs. Also included is an option to display planet positions (time line & tran-to-natal) either with sign only or with degree-sign-minute.

CHART WHEELS:

Dozens of chart wheel styles with hundreds of variations to choose from:

- **Regular Wheel, BiWheel:** Any 2 charts, **TriWheel:** Any 3 charts, **QuadWheel:** Any 4 charts, 2, 3, or 4 wheels on one page or screen
- **Huber Wheels, Medieval Wheel, Midpoints Wheel**
- **ArtWheels** (not available in any astrology programs)
- **Asteroid Wheel, Arabic Parts Wheel, Fixed Star Wheel**
- **Redesign and customize chart wheels**
- **Select from 50 color schemes or create your own**
- **Hundreds of different chart wheel styles**
- **Place graphic images in background, change fonts, etc.**
- Many other options like "out-to-in" placement of planets in wheel, etc.
- Print any chart wheel style in Portrait and Landscape format
- Save chart wheels to file in BMP, GIF, PNG, PCX, TIF, and JPG format
- **Flexible Chart Wheels:** Wheel and other items in printout can be resized, moved, given different colors, change fonts and size, etc.
- Ability to print positions of the polar ascendant and co-ascendant in a table. Ability to add a background color to tables or to the background of the page, and the ability to quickly select among sets of font sizes.

CHART WHEELS WITH
DIFFERENT COLOR
SCHEMES



ART WHEELS:

ART WHEELS PORTRAIT AND LANDSCAPE STYLES



Art Wheels are beautiful chart wheels. Our art wheels were designed by graphic artist Paul Guess. The planetary positions are placed within these exquisitely beautiful chart wheel images. These chart wheels are perfect for framing. They are best printed on a color printer. For an incredibly stunning chart wheel, print an art wheel on glossy paper with your color printer.

There are 30 art wheels to choose from, and there is a portrait (normal) and landscape (sideways) version of each art wheel. You also have a choice of purchasing an additional 138 art wheels pastel collection.

In order to make the art wheels as beautiful as possible, the ability to add shadowing to the planetary information in the chart wheel has been added. This adds extra pizzazz to the art wheel.

HOUSE SYSTEMS

16 House Systems to choose from:

Campanus	Porphyry	Placidus
Neoporph	Equal	Regiomontanus
Planet on Asc.	Koch	Sun-on-Ascendant
Whole Sign	Meridian	Topocentric
Geodetic	Morinus	Zero Aries
Alcabitius		

ATLAS

Kepler comes with a complete atlas of the world with over 260,000 cities and the most up-to-date time zone and daylight savings time tables. This is absolutely necessary in order to calculate a chart accurately!!!

Easy-to-use: Type in upper or lower case, see cities as you type. Narrow the search to a specific country or state if desired. An option to purchase an additional Atlas is also available, that is the **"Mega Atlas"**.

- Customize aspects and orbs, and have up to 25 pre-defined aspect sets.
- Edit any feature of an interpretive report, translate reports to a different language, or even create your own interpretive reports from scratch!
- You can customize regular wheels, BiWheel, TriWheel, QuadWheels, transit-to-natal aspects, progressed-to-natal aspects, Profile Reports and Time Line details.

FLEXIBILITY:

- Customize aspects and orbs, and have up to 25 pre-defined aspect sets.
- Edit any feature of an interpretive report, translate reports to a different language, or even create your own interpretive reports from scratch!
- You can customize regular wheels, BiWheel, TriWheel, QuadWheels, transit-to-natal aspects, progressed-to-natal aspects, Profile Reports and Time Line details.
- Select any True Type font for use in interpretations. It is easy to change the orb of aspects in natal and compatibility interpretation by selecting a report from a listing then edit it on the screen.
- It is also easy to customize a wheel. As you select the planets, aspects and orbs, colors, and what tables you want in the wheel, you immediately see the changes on the wheel that you are viewing.
- The above list is a sample of some of the features that can be customized.
- Print chart wheels in heliocentric, horizon (azimuth-altitude east on left side, altitude-azimuth (west on left side), right ascension, mundoscope, declination longitude equivalent, declination longitude equivalent antiscia, and declination longitude equivalent contra-antiscia.
- Planet Position in the wheel can either be in the traditional zodiac style or in 0-360 degree format which some astrologers prefer for horizon, heliocentric, and right ascension charts.
- You can also print midpoint trees and most other printouts using these coordinates systems.
- It is easy to make a new chart wheel style the default. You can set a default Regular, BiWheel, TriWheel, and QuadWheel style.
- Use Pluto glyph: ♇ or ⯓, Uranus glyph: ♅ or ⯑, Lilith glyph: ♁, ♁, ⯐, or ⯑.
- The Vertex, Equatorial Ascendant, Transpluto, 8 Transneptunian planets, North Node, South Node, 4 major asteroids, Part of Fortune, CoAscendant, Polar Ascendant, and Lilith can be put in the chart wheel.
- Easily select any coordinate system (heliocentric, right ascension, dwadasamsa, antiscia, contra-antiscia, house zodiac, etc.) to use.
- The Part of Fortune can be calculated using the ancient formula (Asc+Sun-Moon for night charts).
- It is possible to have arrows on angular cusps, different ways of placing planet positions in the chart wheels, and there are dozens of other ways that wheels and other printouts can be customized to suit your taste.

- Easily print interpretive reports in PDF, HTML, TXT, and RTF format. Print wheels in BMP, GIF, PNG, PCX, TIF, and JPG format.
- Easily save interpretive reports and chart wheels in any directory you want and save it with any name you want.

Create your own report, Duplicate or Clone a Report: Creating your own report in Kepler is quite simple. You may also want to duplicate a report so that you can make a customized version of it, and also have the original report. Your customized version of the report may have relatively minor differences from the original report, or it may be a foundation for you to develop a completely new report. For whatever reason you want to duplicate a report, you can do this in Kepler.

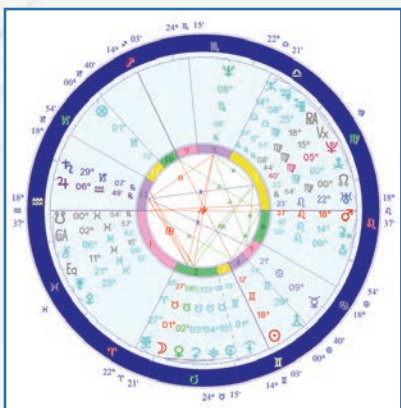
Combine different transit calculations: Kepler provides many formats for viewing transit and progressed listings, and the most popular one is time line format. You can quickly select different kinds of forecast methods (for example, transit-to-natal, progressed-to-natal, tertiary progressed-to-progressed, etc.) with different selections of planets and aspects for each one and see all of this information beautifully and clearly presented on your screen or printed out.

E-mail the chart wheels, interpretive reports, and other printouts directly from Kepler: Note that you must have an Internet Service Provider (ISP) for this function to work. Most of the free services and even a few that are not free (most notably AOL or MSN) will not work. Only services that provide an outgoing mail server name and user ID will work with Kepler's e-mail feature. DSL and cable connections are compatible with Kepler e-mailing capability. Kepler will also send your files to another program, such as Paint, or Notepad and you can e-mail from there. Many users prefer to print graphics to file and then place them in their e-mail message anyway as an attached file.

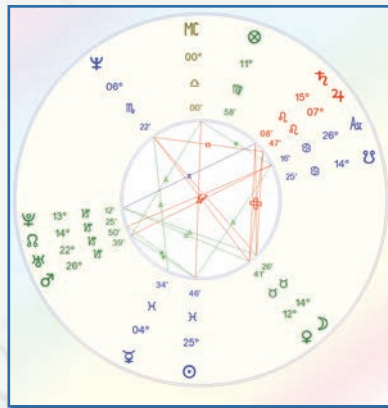
Multi Select Printouts: The Multi-Select Printouts feature allows you to select several printouts very quickly. For example, suppose that you very often select a natal chart wheel, Cosmo Natal Report, and Cosmo Forecast Report for clients. You can save this group of printout selections and call it back so that you do not need to select these printouts individually in the future. Some users select the "Multi-Select Printouts" button primarily as a way to select the printouts that have been selected from one entry for another entry.

Easily create your own group of charts by creating your own category.

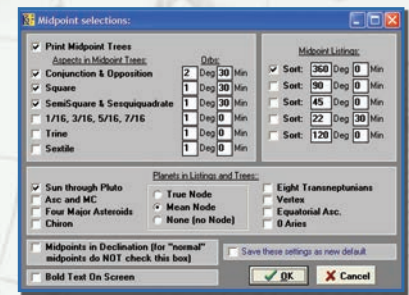
CUSTOMIZED CHART WHEEL
WITH ALL POSSIBLE PLANETS
SELECTED



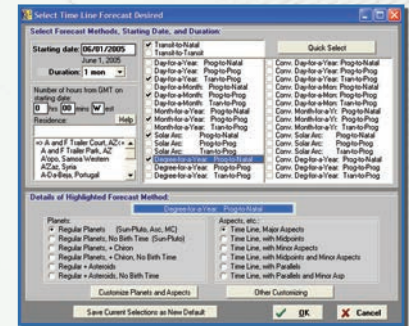
AZIMUTH ALTITUDE WHEEL



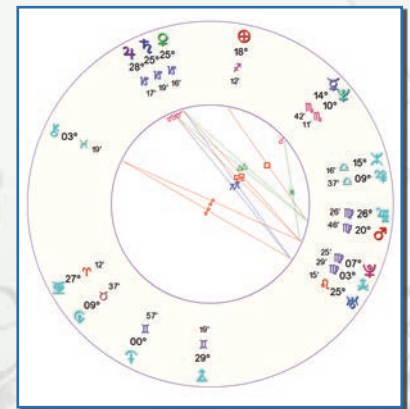
MIDPOINTS SELECTIONS



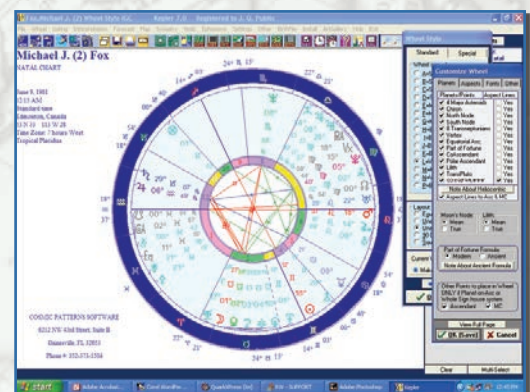
COMBINE DIFFERENT
TRANSIT CALCULATIONS



HELIOCENTRIC WHEELS



EASY SELECTING AND
CUSTOMIZING A CHART WHEEL



KEPLER ASTRO FONT

Kepler has a complete TrueType astrology font. This astrological font can be used in your word processing program. Instead of writing out "Sun in Aries", "Moon in Sagittarius", "Mercury in Taurus", etc. You can instead write ☉ in ♈, ☾ in ♏, ☿ in ♉, etc.. Use either Pluto glyph whenever you want: ♇, ♇, or ♇.



INTERPRETIVE REPORTS

Kepler and Sirius come with the following interpretive reports:

Cosmo Natal	Major Life Themes Report
Cosmo Compatibility	Live Mini Reading Multimedia Interpretation
Cosmo Forecast	Profile Scores
Harmonic Highlights	Nakshatras and Dasas
Numerology	AstroLocality Report
Lunar Phase Report	Vedic Insight Report
Chart Explorer (Vedic)	Dasa (Vimsottari-Bhukti interpretation)

- **The Major Life Themes Report & the Live Mini Reading Multimedia Interpretation by David Cochrane use advanced harmonics and mid-points theory. This report is extremely accurate!**
- **The Live Mini Reading** is very entertaining not only for you, but also for friends and family. The Live Mini reading is an interpretation of the birth chart based on sophisticated ideas in harmonic astrology and cosmobiology. The interpretations are clear and straightforward. The interpretations are spoken while you view gorgeous graphics and listen to background music! Liven up your next party or get-together by letting your friends watch this multi-media presentation. Even skeptics are amazed when they see and hear this reading.

The Live Mini Reading is based on sophisticated modern theories in astrology. Each interpretation is based on an interaction of 3 planets which is simultaneously a harmonic triangle and a midpoint structure. **Kepler and Sirius are the only astrology programs in the market that has this option.**

Fortunately, you do not need to know what a harmonic triangle is or a midpoint structure to appreciate the Live Mini Reading. For the benefit of advanced astrologers who are curious, here are some of the technical details of how the Live Mini Reading is created: Each midpoint structure must involve a conjunction or opposition with a 2 degree orb, a square with a 1 1/2 degree orb, a semisquare or sesquiquadrate with a 1 degree orb, or a 1/16, 3/16, 5/16, or 7/16 aspect with a 30 minute orb. Also, if the aspect is any aspect other than a conjunction or opposition, the 3 planets must be conjunct in a harmonic chart within a 12 degree orb; harmonic charts up to 64 and any doubles of these numbers up to 180 (for example, 80 is 40 times 2 so it is considered, but 81 is not considered) are included in the analysis. This kind of sophisticated analysis is virtually impossible without a computer properly programmed to determine these planetary patterns.

- **Almost all of the Cosmo Reports are available in other languages** such as English, Spanish, French, Portuguese, German, Norwegian, and Japanese.
- **Interpretations of planets in degrees according to 11 different authors.** Sabian Symbols are also included, but there are also other symbolic interpretations of degree meanings by other astrologers. This report provides you the degree meanings of each planet according to 11 different authors.
- **Harmonic Degree Meanings:** This report gives degree meanings and the harmonic sign influences that are presented in the book *Astrology for the 21st Century* by David Cochrane.
- **A Numerology Report can be produced:** This report analyzes the vowels, consonants, and total score of the person's name and/or birth date. Many years ago this report was the Athena Numerology Report. It is now included with Kepler.

EDUCATION:

Astro Encyclopedia is a very comprehensive and thorough astrological reference work built into the Kepler program. Diagrams and images are included to help you better understand advanced subjects such as midpoint structures as well as the basics. Astro Encyclopedia also provides a huge glossary of terms and excellent articles on many topics.

Health Encyclopedia: The Kepler Health Encyclopedia at the current time does not contain very much astrological information. There are 3 reasons why this health encyclopedia is part of Kepler: (1) Astrology is an alternative system to more conventional systems of psychological analysis. Herbalism is an alternative system to more conventional systems of health care. (2) In ancient times astrology was widely used to assist in diagnosing health problems and prescribing therapies. The close relationship between medicine and astrology in ancient times encourages us to continue studying how astrology can be applied to health related issues, and a prerequisite for this study is having information available on health issues and health care. (3) Having this information easily available with Kepler is very convenient and useful.

LIVE MINI READING



KEPLER ASTRO FONT



OTHER FEATURES

Page Designer: This page is very handy for editing a chart wheel. You can see the changes that you are making as you click on any menu from this box. From this menu, you can add planetary tables, move any tables anywhere on the page, resize the wheel (change the wheel's radius), change the wheels horizontal and vertical position on the page, etc. As you make the changes, you can see your changes on the screen.

Planetary Pitches (Music of the Spheres): Kepler can play the frequency of each planet based on a theory that the motion of a planet at any given time is similar to the motion of a vibrating string, and by transposing this frequency by octaves until it is in the audible range, one can hear the sound of the planet.

Compatibility Profile Scores: You can produce a list of compatibility scores between two people. You can select Romantic Compatibility or Friends Compatibility. You can change the astrological factors and weighting values used to create the compatibility scores.

AstroSignature and Electional Forecast: This research feature allows you to see a graph of an upcoming time period for one chart or for the transiting planets in the sky. You can obtain a line graph of athletic performance for the next 6 months, for example. This allows you to pick the best date for an athletic competition for this person by simply looking at the graph. Electional Astrology is a method of picking the best time for business success, accident proneness, etc. and new events that you are about to pursue.

Quick selection of current transit: A Transit Chart is usually a natal chart. Creating a transit chart wheel from Kepler is quite easy. However, make sure that the date on your computer is set to a correct date.

Easily Create Planet Stations and Zodiac Sign Ingresses Listing: Astrologers may want to know when Mercury is retrograde, or when other planets are retrograde. You can produce a listing of times when planets turn retrograde and direct. You can also produce listings of when planets enter a new zodiac sign.

Moon: Void of Course, Ingresses, Phases: Listings of basic Moon information can be produced, such as when the Moon enters a new sign, becomes void of course, and the times of the Moon phases (New Moon, Full Moon, 1st quarter, and 3rd quarter) occur. You can also include the times of aspects to the Moon.

Easily Convert Julian Calendar (Old Style) to Gregorian Calendar (New Style) Date: The Kepler program always uses the New Style Calendar. When you enter in the data entry screen and that date is before about 1750, Kepler will prompt you to ask you if the date is in the Old Style Calendar and if you want to convert it to the New Style Calendar. Because you will be asked in the data entry screen if you want to convert an Old Style date to a New Style date, you do not need to use this screen to convert dates.

Calendar and Calculator: Kepler comes with a Calendar and calculator. This option is handy when you want to view a calendar or use a calculator while using the Kepler program.

AVALON LESSONS:

Avalon is a self-learning system that is built into the Kepler program. Avalon consists of 47 self-guided lessons, and starts at the very beginning and continues to a very advanced level of study.

Avalon includes detailed lessons, tests and quizzes (you even get graded) before you proceed to the next lesson and a logical, systematic approach that makes it possible for you to learn astrology on your own.

Avalon is a very thorough and comprehensive course, complete with graphic illustrations and tests. If you take the entire course and pass all of the tests, you will have a thorough grasp of astrological principles. In fact, you may find that you will amaze yourself with your ability to understand people by analyzing their birth charts. With additional study in advanced areas you will be able to take (and pass!) tests administered by various astrological organizations to receive certification from these organizations, and you will have the information you need to interpret charts and teach others.

We recommend interpreting dozens of charts for people without any charge before beginning to charge for your services, and to devote at least a few years of study before becoming a professional in the astrological field.

If you prefer a less structured approach to learning, and you prefer to browse around, you can browse through the topics in Avalon, or you may find that Kepler's Astro Encyclopedia is more to your liking.

Avalon is particularly good for people who want a complete and thorough understanding of astrology, and want to study astrology in a systematic manner, starting with the basics and progressing to more advanced topics.



GRAPHICS LIBRARY: OF OVER 400 BEAUTIFUL PICTURES:

Kepler includes many hundreds of beautiful graphic images designed specifically for the Kepler program. These pictures are utilized in the Live Mini Reading, and included in the Cosmo Natal Report.

The graphics library consists of images of the following:

Sun in zodiac sign	Uranus in zodiac signs
Moon in zodiac signs	Neptune in zodiac signs
Mercury in zodiac signs	Pluto in zodiac signs
Venus in zodiac signs	Sun Sign Compatibility
Mars in zodiac signs	Moon Sign Compatibility
Jupiter in zodiac signs	Compatibility Aspects
Saturn in zodiac signs	Galaxies, planets, etc,
Other graphics	



DATA ENTRY

BATCH AND INTERACTIVE MODE

Kepler works beautifully in both "batch" mode and "interactive" mode. You may not be familiar with the terms "batch mode" and "interactive mode" but both modes are important to make an astrology program easy and fun. You can easily check the printouts you want and send them to the printer (batch mode), or you can view printouts on the screen, select any printout desired and immediately see it and then click on the Print button to print it if you like (Interactive mode). Batch mode is great when you need a lot of printouts, and interactive mode is great when you want to "play" with the program, poking around and exploring different ideas. Kepler provides both in a very easy-to-use way.

EASE OF USE

DATA COLLECTION:

A data collection of over 19,000 charts (famous people, businesses, earthquakes, athletes, etc.) is included.

- Data Entry is very easy to do. While you enter the person's name (or place of birth), a list of names (or places) to select from automatically appears - no hunting around or pressing keys to tell Kepler to look up the data.
 - Handy features like the ability to remove the listing of famous charts so you can see only your own data with 2 mouse clicks make using the program fun and easy.
 - Just do what you need to do: for example suppose you need to change the spelling of a person's name that has been saved on disk; all you do is change the spelling and the database is updated for you. Removing data is just as easy.
 - **Entering the Person's name and birth data:** You can see at the top of the screen whether you are reading All Data, Your Data, Famous, and Third party. Two mouse clicks and you have changed which data you are accessing, and there is no slowing down of the speed at which names are read from disk.
 - **Entering the place of birth:** you can simply begin entering the place, and then you also have the option to narrow the listing of cities to one country or state, a useful feature when you are unsure of the correct spelling.
 - **It is always easy to read in the place of birth:** Just start typing and the cities appear. But what if you are having difficulty finding the place? Select the state or country first if you like. For example, if someone is born in Cincinnati, Ohio, you might not be able to remember the correct spelling: is it "Cincinnati" (correct) or "Cincinati" (incorrect), etc. By selecting "Ohio" first it reduces the number of cities to select from thereby making it much easier to find the town you are looking for.
- Entering a place is not case sensitive!**
- Windows displaying wheels, interpretive reports, and AstroMaps can be viewed simultaneously on the screen. You can move between them or resize them, send them to file or print them.
 - Seemingly complex requests like a BiWheel with Jack's natal chart in the center and Jill's progressed chart on the outside is very easy to do.
 - Visual previews that show you the AstroMap, wheel style or wheel feature that you are selecting make it easy to get exactly the printout desired before you view or print it.

- Customize a wheel while you select it, and also make these selections the new default if you like.
- Easy Conversion of Old Style Calendar (Julian) to New Style Calendar (Gregorian).
- Edit the text in an interpretive report.
- Translate an interpretive report into other languages.
- Create your own interpretive report.
- Easily create graphic ephemeris, text ephemeris, asteroids ephemeris, lifetime progressed declination, etc.
- Enter dates in European style, Day/Month/Year as well as American style, Month/Day/Year.
- Easy to change Company Name.
- Easy to change orbs in chart wheels, interpretive reports, midpoints structure, transits, etc.
- **Printing to file is easy:** You can select a default directory for reports to be printed to, and you have the option to save files in Rich Text Format (RTF), plain Text Format (TXT), PDF, and HTML Format. Files saved in Rich Text Format can be read into a word processing program and retain most formatting characteristics. You can also save the file in any directory that you want to use. Not only that, you can also save the report with any name you prefer to use.
- Any printout being viewed on the screen can be printed by simply clicking on the print icon, saved to file by clicking on the save icon or send via e-mail by clicking on the e-mail icon.
- Easily relocate a natal chart to any place you want. You can also easily create progressed charts, solar returns, lunar lunar returns, and planets returns and relocate any of these charts to any place you want.
- Access all features in Kepler by using the menu items icon or text menu items in the Main Screen. All you have to do is look, read, point and click.

Over the years we have refined the program with attention to little details like those mentioned above to make Kepler fun to use. The above list is a sample of some of the features that make Kepler easy to use, and is not a complete list.

ASTOLOGY CLOCK

You can view the current positions of the planets in real time with Kepler's Astrology Clock feature. You can select the place so that it calculates an Astrology Clock wherever you are. You can also select any chart wheel style to use with the clock, pause the clock, accelerate it, and jump to any date. You can also easily move the clock backward or forward.


ASTROLOGY CLOCK

KEPLER RESEARCH

Research Capabilities: For the research-oriented astrologer there is research capability. You can find out which charts have a particular aspect or planet in a sign or house. For example, you can find out which charts have Sun trine Jupiter. You can also select a specific range of research codes to study particular groups of people, such as just athletes, or just basketball players, or just musicians, or just singers, or just jazz singers.

Kepler has highly sophisticated research capabilities. Kepler's research capabilities allows you to conduct very sophisticated scientific research studies in a relatively easy manner. In addition to basic research capabilities, Kepler can analyze all angles between all planets and print a sorted list of which angles occur most often. This is "assumption-less" research and it can reveal startling new information. This kind of research is designed for serious researchers who are willing to take days or weeks to analyze and think about the research results. If you are a serious researcher, this is a tool that is likely to open new doors for you!

The next step in the research process is even more exciting. Suppose that you decide from the research results that the group of people you are studying is more likely to have Sun conjunct, square, or opposition Saturn, Moon in Capricorn, or also Moon, Mercury, and Venus in hard aspect to Saturn. You also conclude that the Sun square Saturn aspect is most important, Sun opposition Saturn is next most important, etc.



Sagittarius



You can create an "astrological signature" with the exact weights that you want for each astrological factor that is part of the astrological signature. Your astrological profile can be as complex as you like, and you can even have factors such as: "if Sun is in Capricorn and Moon is in Capricorn, give 10 points, but if only the Sun is in Capricorn give 5 points, and if only the Moon is in Capricorn, give 3 points". These are tools that enable one to validate astrology and are for the serious-minded researcher.

Kepler includes 4 hypothetical astrological signatures that were developed with this research capability: alcoholism, image consultant (a profession), football quarterback, and baseball pitcher. If additional research confirms these astrological signatures, then these hypotheses become theories that if repeatedly duplicated become the beginnings of a science of astrology.

When researching Aspects, Midpoints, or Harmonics you can compare the frequency that occurs in the chart being studied to the frequency that occurs during any time period.

If this level of serious research is not your cup of tea, that's OK. Kepler provides a vast amount of information for various kinds and levels of interests. You can enjoy the results of the research in any case by running the hypothetical astrological signatures on people you know to see what scores they get.

SOME HIGHLIGHTED RESEARCH FEATURES

AstroSignature research: allows you to produce a sorted list of scores on a personality characteristic. You can also modify the AstroSignature formula or create your own AstroSignature. There are many helpful advanced features in the AstroSignature research that make customizing your own AstroSignature very easy. Use astrological factors that go beyond the basic planets in sign, house, and aspect, such as midpoint structures, 3-planet and 4-planet harmonic patterns, harmonic signs, and rulerships. Ability to produce a score only if 2 or more astrological factors occur simultaneously.

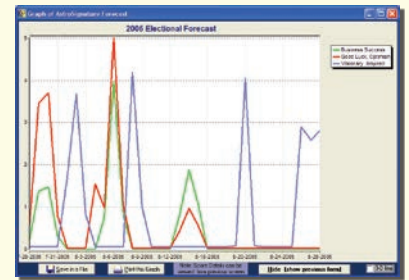
AstroSignature research allows you to do very sophisticated research very simply. It is a wonderful tool for simply seeing what charts have the strongest emphasis or for using this information to select the most appropriate people from a group of charts you have entered for a particular purpose, or to test an astrological theory.

Match Making: The Match Making research feature is very similar to the AstroSignature Research feature described above, except it analyzes the compatibility between two charts instead of one chart.

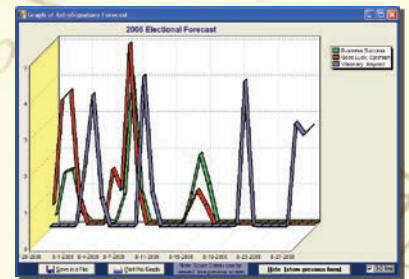
The Match Making research feature allows you to produce AstroSignature scores for pairs of people, whereas the AstroSignature research feature described above is for individuals. As with the AstroSignature research feature for individuals, you have a wide range of astrological factors that can be included in building the AstroSignature, and you can include an analysis of synastry (aspects between the charts and planets in one another's houses) and you can use the "AND" function to combine together astrological influences to include similarities of aspects or sign positions in your Match Making AstroSignature. You can also analyze astrological influences in the composite chart.

Pairs (Relationships/Events) Research: Pairs Research is similar to Match Making research in that two charts are compared, but in Pairs Research, you specify which two charts should be paired. Suppose, for example, that you want to compare birth and death charts, or birth charts and accident charts, or husbands and wives. You want to know what happens at the time of an accident, at the time of death, or what brings two people together to get married. Pairs research allows you to do exactly this kind of research. You pick which two charts are paired, and the research is done based on this pairing. Match Making research searches through groups to find out which charts score highest in various compatibility AstroSignature scores, whereas pairs research allows you to research charts that are already paired (such as husbands and wives, or natal charts of people with the dates of accidents) to discover what is occurring in these paired charts.

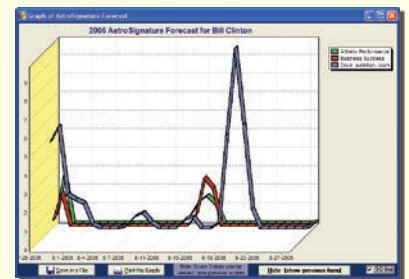
ASTRO SIGNATURE GRAPH



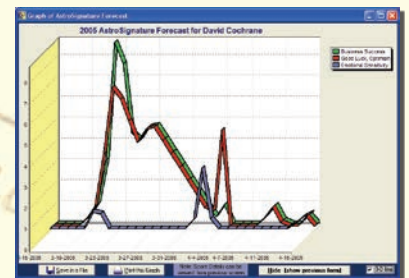
ASTRO SIGNATURE GRAPH 3D



ASTRO SIGNATURE FORECAST



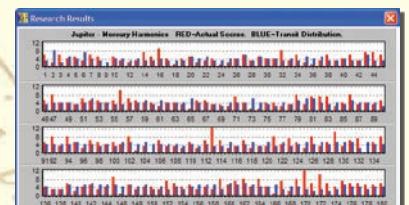
ELECTIONAL FORECAST



MATCH MAKING COMPATIBILITY



ASSUMPTION LESS RESEARCH



Forecast Research of 1 Day: This research feature allows you to compare a group of charts to find out which chart is most strongly activated on a given day. For example, you can create an accident-proneness AstroSignature and see which charts are most inclined to accidents on a given day according to the AstroSignature that you have created. Another example of how this feature can be used is to create an AstroSignature for influences that cause a company stock to go up, and then compare charts of companies on a given day to see which stocks are predicted to go up the most on a particular day. In addition to obtaining the total scores, you can view the details of what specific astrological influences contributed to the total score. You can combine together up to 32 different predictive methods by simply clicking the methods you want. This feature allows you to conduct serious forecasting research.

Electional / AstroSignature Forecast of 1 Chart: This research feature allows you to see a graph of an upcoming time period for one chart or for the transiting planets in the sky. You can obtain a line graph of athletic performance for the next 6 months, for example. This allows you to pick the best date for an athletic competition for this person by simply looking at the graph. You can also view the specific astrological influences that contribute to the score on each day. You can look at transit-to-transit graphs which some astrologers like to analyze for picking the best date for an event (electional astrology) as well as 31 other predictive methods (transit-to-natal, secondary progressed-to-natal, etc.).

Assumptionless Research: This research features allows you to explore what planetary angles occur in a group of charts. Rather than researching, for example, the occurrence of a Mars trine Jupiter aspect in the charts of athletes because you suspect that successful athletes are more likely to have a Mars trine Jupiter aspect than other people, you can look at the distribution of the Mars-Jupiter angle in the charts of athletes to see what angles show up. You can even include a graph of the random distribution as well, so that you can compare your findings to a random distribution; this is very helpful because a Mars trine Jupiter angle or any other angle is not likely to be equally distributed around the zodiac by chance.

The Assumptionless Research feature is powerful, allowing you to see what relationship two planets have to one another in a group of charts. You can use the Assumptionless Research to casually observe what planetary angles occur in a group of charts, or you can use this information to build your own AstroSignature that can be tested in research. These tools are fun as well as being so powerful that you can conduct research at a very sophisticated level.

Midpoints and Harmonic Patterns: This research feature allows you to research a specific angle or harmonic, or to view the distribution of harmonics or the distribution of the angle of one planet to the midpoint of two other planets. This research feature therefore provides more Assumptionless Research features for exploring distributions of harmonic patterns and midpoint patterns as well as researching a specific pair of planets or midpoint structure. The range of kinds of Assumptionless Research that you can do is tremendous.

Specific Astro Factors: These research features allow you to find out which charts have a planet in a particular sign or house, or other factors like a planet in particular degrees. These research features provide you a handy way to see which charts have a particular astrological factor in common. You can also analyze a combination of two astrological factors here. For more complex combinations of astrological influences, use the AstroSignature research feature described above.

Specific Astro Factors for Compatibility: This research feature allows you to find out which pairs of charts have a particular aspect between two planets or a particular planet in a house.

KEPLER WORKSHOP

Within the Kepler program is a Kepler Workshop. Kepler Workshop can produce the following printouts: the Graphic ephemeris, Text ephemeris, Eclipse maps, and the following Vedic calculations: Charts and Vargas, Gochara, and Dasas and Bhuktis.

A few of the powerful features of Kepler Workshop are: combining natal, secondary progressed, solar arc directions, and transits in a graphic ephemeris, customizing line width and colors in the graphic ephemeris, putting more than one eclipse path on a map, and producing a text ephemeris in tropical or sidereal, and including transneptunian planets and/or major asteroids.

Planets or Asteroids Text Ephemeris:

The text ephemeris is a listing of planet positions each day. This listing is similar to the listing found in ephemeris books.

Moon Calendar: It shows the date, current location of the Moon on specific day, the illumination, the distance in km, and moon phases. You can set the calendar to any date from the range of 1900 to 2100 AD. You can select from 1 up to 12 months moon calendar.

Star Catalogue: The Star Catalogue allows you to view a table of fixed star positions for anyone's chart. The Star Catalogue is also a valuable reference tool because you can sort over 10,000 fixed stars by the common astrological name, astronomical name, constellation, magnitude, longitude, latitude, right ascension, or declination.

Sky Map: A map of the sky for any chart can be displayed on the screen. You can view a circular representation of the sky that was above the horizon, and another circular representation of the sky below the horizon. These circular representations give a fairly accurate image of how the sky actually looked. Because the computer screen and a piece of paper are in 2 dimensions and the stars in the-



sky are placed like lights inside a sphere, any representation on the computer screen or on a piece of paper is not completely accurate, but viewing the sky in 2 circular halves gives a rough approximation. You can also view the sky in a rectangular coordinate graph as well. You can also view the planets from the perspective of the ecliptic plane or equatorial plane, as well as the horizon plane.

The ecliptic, equatorial, and horizon planes are also drawn in these Sky Maps, giving you a picture of how planets and fixed star positions vary depending on the coordinate system you use. These Sky Maps give you a better idea of what the sky actually looked like at the time of someone's birth than a traditional astrological chart wheel does, and can give you a new perspective and appreciation of the appearance of the sky. The ability to easily choose a perspective based on the ecliptic, equator, or horizon and to choose either a circular or rectangular presentation makes the Sky Maps feature of Kepler very flexible and easy to use.

Graphic Ephemeris: A Graphic Ephemeris is a visual presentation of transits and/or progressions in relationship to a natal chart. The graphic ephemeris was popularized by Reinhold Ebertin and other astrologers who use the system of astrology known as cosmobiology. A popular feature used in the cosmobiology school of astrology, but very powerful and fascinating for all astrologers. You can combine transits, progressions, and directions in one graphic ephemeris. The color coding helps distinguish the various planets. A 45 degree, 22 degree, 30 degree, and other ephemerides can be viewed. You can also view a graphic ephemeris of declinations or latitudes of the planets. You can include the 4 major asteroids, Chiron, and transneptunian planets if you wish.

Eclipse Map: An eclipse map is a map that shows the path of the shadow on the earth that is created during a solar eclipse.

Vedic: Chakras and Vargas: Vedic astrology differs from Western astrology in many ways. There are 2 styles of Vedic chart wheels, the North Indian and South Indian style, and both of these styles are different from the traditional western style round wheel. Planetary strengths are calculated using complex formulae, and there are 16 "divisional charts" or "Vargas" that are used. The planets Uranus, Neptune, and Pluto are not included. All of these basics of Vedic astrology are included in this part of Kepler Workshop.

Vedic: Gochara (Transits): In Vedic astrology, like Western astrology, one method to forecast the future is to compare the positions of the planets in the birth chart to the day you want a forecast for. In Vedic astrology, a complex set of rules based on the number of signs apart between the natal and transiting planets is used, and this system is known as Gochara.

Vedic: Dasas and Bhuktis: One of the most important, if not most important, methods for forecasting in Vedic astrology is a system of planetary periods. According to this theory, a particular planet has a particularly strong influence over one's life during certain periods of your life. There are also sub-periods within the larger periods. These planetary periods are known as dasas and bhuktis.

Ashtakavarga: Ashtakavarga is a system which is used to measure the strength of houses and planets which are in these houses. These can be transiting

planets or planets in the birth chart. The theory behind Ashtakavarga is that every planet is able to cast benefic rays. Example: The Moon is able to cast benefic rays from itself, but also from the Sun, Mercury, Venus, Mars and so on. The benefic rays are not distributed randomly. They are distributed at certain distances measured in houses from the birth chart position of a certain planet and from the birth chart position of other planets. This feature is included in Kepler.

Chart Explorer: Interactive Vedic interpretations; as you place the cursor on a planet, you can read the interpretation of that planet in relationship to the house that it rules. You can view these interpretations for any varga chart.

AYANAMSHA, HELIOCENTRIC, HOUSE ZODIAC, ALTITUDE-AZIMUTH, ETC.

There are many more exciting features included in Kepler. The list below is just a sample of some of the features. Kepler is so big that you will never outgrow it.

Ayanamsha: There are 22 different ayanamshas to choose from, or enter your own customized ayanamsha. See page 2 to see a complete list.

Heliocentric: Heliocentric (sun-centered) charts are used by many astrologers.

Azimuth-Altitude: These charts project the planet positions on the horizon, and are used by some astrologers, especially in relocational astrology.

Mundoscope: Popularized by sidereal astrologers in the 20th century, the mundoscope projects planets on the prime vertical.

House Zodiac: This is an interesting chart developed recently by astrologers that adjust the planet positions to show the placement of the planets relative to the house cusps rather than to the zodiac.

Any Planet on the Ascendant: Some astrologers like to put any planet on the Asc. In Kepler, you can choose any planet, any of the 4 major asteroids including Chiron, or any house cusps on the Ascendant.

Firdaria, Essential Dignities, and Planetary Hours listing: These features are important for practitioners of classical western astrology. Other features, like aspects to Arabic Parts and Fixed Stars, sect, almutens, etc. are also available.

Geodetic Chart: The Geodetic Chart calculates house cusps by converting the longitude of birth to a MC position. The Geodetic Chart can be based on Campanus, Koch, Placidus, Porphyry, Regiomontanus, or Topocentric houses.



Other Charts: Draconic, Dwadasamsa, Declination Longitude Equivalent, Antiscia, Contra-Antiscia, Tobey Secondary, Right Ascension, and Declination Longitude Equivalent Antiscia Chars are a few of the other kinds of charts that you can produce in Kepler.

STORE DATA ON DISK

Store Birth Data on disk and have notes with each person: Kepler stores data on disk that can be easily looked up later, or to help you research the data. You can have notes with each person's birth data. The notes section is helpful if you need to record a special note about this person, and it is also used to give some information about the famous people and businesses that are included with the Kepler program.

DETAILS AND SAMPLE PRINTOUTS

Time Line Format: In creating the Time Line Forecast, you are not limited to using one forecast method. Check as many of the forecast methods as you like. For example, you can select Transit-to-Natal, Day-for-a-Year Progressed to Natal, Day-for-a-Year Progressed to Progressed, and Solar Arc Progressed to Natal if these are the forecast methods that you prefer to use. You can also select many kinds of progressed influences by checking the methods that you want.

The time line format has the advantages of allowing you to quickly and easily see what astrological influences are occurring, when they occur, and how strong they are at any time. After making your selections, you can scroll through the list of transits and progressions without needing to jump between printouts. You can select the duration of 1 to 12 months or just one day.

The Time Line Format allows you to glance down the screen (or page, if you have printed it) to see exactly what aspects are in effect and how strong they are. You can, of course, include planet-to-midpoint, or midpoint-to-planet, or minor aspects, and you can choose which planets you want to include in the printout. Parallels of declination can also be included.

In the Time Line format, you also have an option to display house positions of the planets, and display position of planets either by sign only or by sign-degree-minutes.

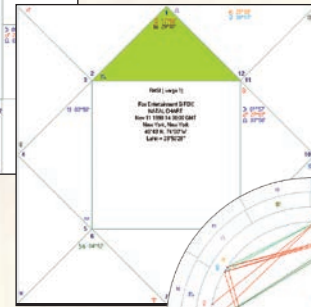
The calendar date is printed periodically so that while scrolling through the printout, you can see what the dates are without needing to scroll up and down repeatedly. The date when the aspect is exact is displayed.

TimeLine Profile: The Time Line Profile is calculated based on what aspects are in effect at a given time, how close to exact the aspect is, and what weighting is given to each aspect. You can, for example, assign 10 points to transiting Mars square Uranus, and 8 points to transiting Sun square Mars. You can change the weights that we have assigned to the aspects and midpoint structures for each category. You can also produce Time Line Profiles with, or without, midpoints.

VEDIC CHART (SOUTH INDIAN STYLE)



VEDIC CHART (NORTH INDIAN STYLE)



VEDIC CHART (WESTERN STYLE)



Eclipse Information and Declination: In the section of the transit-to-natal listing (see page 19), you see "(SE)" displayed after one of the transiting Sun aspects. "(SE)" indicates a solar eclipse. You have the option of detecting that a solar eclipse or lunar eclipse is making an aspect to a natal planet. Kepler denotes this by printing "(SE)" (solar eclipse) or "(LE)" next to the transiting Sun to natal planet aspect. You can also detect not only eclipses but all new Moons and full Moons as well. These are designated by "(NM)" (New Moon) and "(FM)" (Full Moon). Kepler can also detect transiting and progressed declinations.

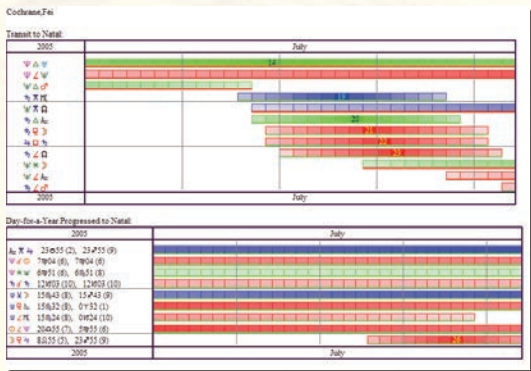
Paran Listing: Parans are used by some astrologers for relocation analysis. According to this theory, there are certain geographic latitudes where a particular pair of planets is particularly active.

Fixed Stars: Kepler can produce a list of conjunctions to fixed stars. Typically, an astrologer would select conjunctions of planets to 361 named fixed stars with an orb of 1 degree. For something very different, you can select conjunctions within a 10' orb of planets to over 8,000 fixed stars and fixed points! You can also select conjunctions that are conjunctions in longitude and latitude (near occultations). A list of fixed stars that are on the horizon, at the zenith, or at the nadir can also be obtained.

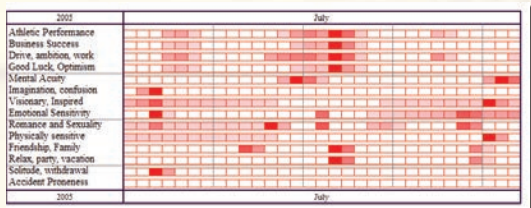
List of Conjunctions to Fixed Stars: Produce lists of conjunctions to fixed stars in longitude and in both longitude and latitude (near occultations) with options to include thousands of fixed stars or just the named fixed stars.



TIME LINE FORMAT



TIME LINE PROFILE



RECTIFICATION: A VERY IMPORTANT FEATURE TO HAVE!

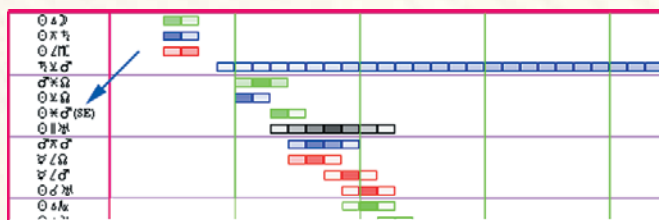
Rectification in astrology is the process of checking various events in a person's life against their chart to determine the accurate time of birth if the birth time is not known. Important events with specific date are used to rectify a chart. If you already know your birth time (usually listed on a birth certificate) you do not have to use this feature. This feature is included in the Kepler program. Enter important dates such as marriage, birth of children, accidents, relocating, etc., and the predictive methods desired. Kepler then produce a total score for how well the dates could have been predicted based on this birth time.

RECTIFICATION

Revive some of the features of ancient astrology while also opening doors to new possibilities that have not been explored before, such as fixed stars at the zenith or nadir: Ability to see which stars are on the horizon, at the zenith, and at the nadir. Note that the zenith is not the same as the MC. The MC is the point on the ecliptic plane that is directly south. The zenith is the point overhead, and the zenith has rarely been looked at in astrology before. Planets and fixed stars on the horizon were considered very important in much of ancient astrology. Modern times astrologers generally either do not use fixed stars or only use conjunctions to fixed stars in longitude to the planets.

Sabian Symbols: Many astrologers believe that each zodiac degree has a unique meaning. The Sabian Symbols popularized by Marc Edmund Jones and Dane Rudhyar are a very popular example of this theory. Kepler can produce Sabian Symbols for the planetary positions and also for angular separation between planets, as used by Robert Blaschke.

ECLIPSE INFORMATION AND DECLINATION



SABIAN SYMBOL DEGREE INTERPRETATION

FIXED STARS

Conjunction to 361 Fixed Stars

92 most commonly used fixed stars:

Moon Conjoint Mira, Orb: 0 deg.
Venus conjoint Sheratan, Orb: 0 deg.
Mercury Conjoint Alhena, Orb: 0 deg.

Conjunction to fixed stars, pulsars, black holes, etc. with a 1 degree orb:

Conjunction to fixed stars, pulsars, black holes, etc. with a 1 degree orb. These conjunctions measured in direct distance between the star and the planet and therefore are near occultations.

Jupiter Conjoint upCap, Orb: deg. 46 min
Uranus Conjoint psLeo, Orb: 0 deg. 40 min
Moon Conjoint WZ Psc, Orb: 0 deg. 18 min
Uranus Conjoint 11 Leo, Orb: 1 deg. 00 min
Pluto Conjoint 53 Leo, Orb: 0 deg. 48 min
MC Conjoint NGC 6235, Orb: 0 deg. 43 min

PARAN LISTING

Paran Listing for:
Michael J. Fox June 9, 1961 12:15 AM
Edmonton, Canada 53 N 33 113 W 28
Tropical Placidus Standad time observed
GMT: 07:15:00 Time Zone: 7 hours West

60N23 Bergen (5E20)
59N55 Saint Petersburg (30E15)
59N55 Oslo (10E45)
59N39 Moon Upper, Pluto Rising (24E41)
59N39 Solikamsk (56E47)
59N34 Magadan (150E48)
59N34 Uranium City (108W36)
59N33 Yakutat (139W44)
59N31 Sun Rising, Saturn Upper (64W53)
59N20 Stockholm (18E03)
59N16 Venus Upper, Pluto Rising (25E27)
59N16 Cassiar (129W40)
59N07 Palana (159E58)
58N52 Sun Setting, Venus Lower (154W33)
58N49 Fort Nelson (122W39)
58N40 Mercury Rising, Uranus Lower (41W11)
58N37 Aldan (125E24)

ASTROMAPS FOR THE 21ST CENTURY:

ASTROMAPS

With the traditional AstroMap, you cannot see exactly how far away from the line the influence extends. The AstroMap style with blue-shaded orbs solves this problem by displaying a blue-shaded area around each aspect line that shows how far each aspect line extends. These blue-shaded areas clearly indicate how far the astrological influence extends.

AstroMaps are wonderful. You can see lines going through a map that show where a particular planetary planet influence is very strong for you. However, until now it has not been possible to see exactly how far the influence extends away from the line, so you could not determine exactly what areas were affected by the lines.

Now the Kepler program allows you to print AstroMaps with a blue-shaded area surrounding the aspect line so you can see what area the influence extends to. You can change the orb, if desired, as well. These new AstroMaps with blue-shaded orbs make all other AstroMaps obsolete.

For AstroMaps with blue-shaded orbs and Treasure Maps you must use longitude, but for traditional Astromaps which have only lines, you can select longitude or in mundo calculations.

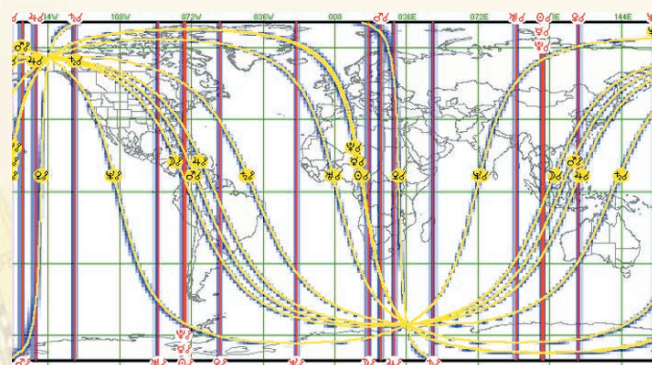
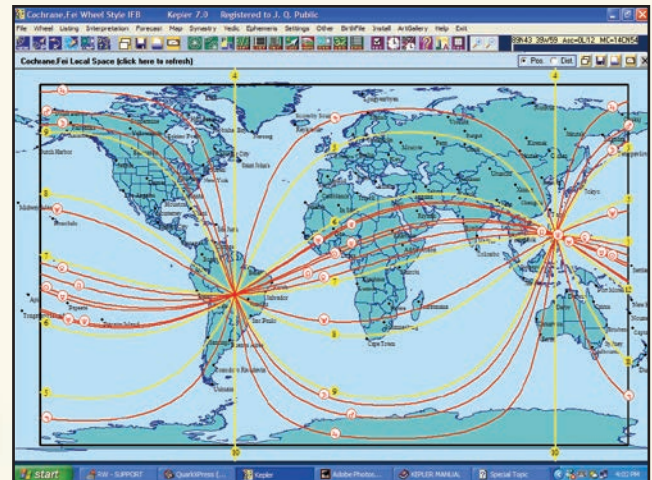
An AstroMap with in mundo aspects is very interesting; the planetary aspect lines criss-cross each other in the map rather than being mostly parallel.

Treasure Maps: The Treasure Map is a very useful and exciting. You can now print an AstroMap that focuses on certain areas of life. There are 10 Treasure Maps that you can create: Love and Romance, Vocation and Career, Friendship and Family, Imagination and Inspiration, Excitement and Instability, Friendship and Family Detailed Map, Education and Communication, Culture and Creativity, Optimism and Opportunity, and Responsibility and Focus.

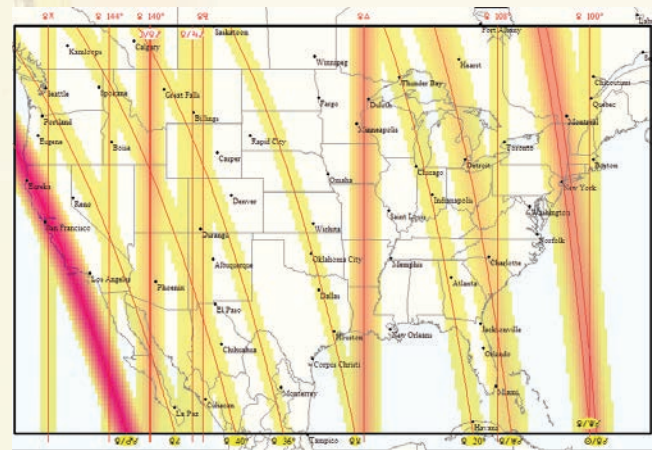
The Love and Romance Treasure Map, shows areas of the world where love and romance are more likely to be drawn to you. The most powerful areas are shaded in red, and less powerful areas are shaded in yellow. Treasure Maps allow you to provide the information that you really want to know about.

The Treasure Map, like the Profile Time Line discussed above, is calculated based on the strength that you give each aspect, and also the orb of the aspect in that location. For example, you can give 10 points to Venus conjunct the relocated Ascendant, and 8 points to Venus sextile the relocated Ascendant if you like. Many of our customers have found that including midpoints in their AstroMaps improves their accuracy. Treasure Maps include relevant midpoints and minor aspects, which you will find are not so "minor" in their influence. Vedic astrologers have used noviles for centuries, and they are powerful in AstroMaps as well. You can also change which aspects are included in an AstroMap or Treasure Map and the orbs used.

Map Guides and Interpretations: You can print a listing of what the lines in an AstroMap mean. You can give this to your customers (and study it yourself as well, of course) to learn what all those lines and colored areas on your map mean. You can click on a specific point on the map displayed on the screen. The interpretation for that specific point is then automatically displayed on the screen.



TREASURE MAP



Technical Features of AstroMaps: There are 2 ways that astrologers calculate AstroMaps: in longitude and in mundo. A discussion of these technicalities would be quite lengthy, so we won't get into it, but suffice it to say that astrologers typically make calculations in longitude; that is how birth charts and the vast majority of astrological analysis done. However, some astrologers prefer to calculate AstroMaps using in mundo positions. In Kepler you can easily select either in mundo or longitude positions for traditional AstroMaps.

OTHER COOL FEATURES OF KEPLER

Arc Transform Chart: An arc transform chart is a kind of harmonic chart calculated by dividing the angle between two planets into 360 to determine the harmonic. You can choose any two planets, including the Asc, MC, the nodes, the 4 major asteroids, Chiron, and the 8 transneptunian planets. All 3 variation of the the Arc Transform Chart Type can be selected: normal (planets are conjunct), always use shortest distance, or always use longest distance.

Powerful Midpoint Features: A midpoint structure is an aspect of one planet to the midpoint of 2 other planets. In Kepler, midpoint trees are displayed in the very elegant style that cosmobiologists and other astrologers who use midpoint structures prefer. You can easily select the aspects, and which planets, Asc and MC, 4 major asteroids, Chiron, Node, 8 transneptunians, Vertex, Equatorial Asc., and 0-Aries. You can select any orbs (degree and minutes) desired. You can also produce a Midpoint Listing, with any number of degrees and minutes for the sort desired. Midpoint Trees in Declination can also be selected! You can also include midpoints in the Time Line and AstroSignature Forecast options, and the very powerful and important transiting and progressed midpoints to natal planets are included as well as transiting and progressed planets to natal midpoints. With all of these features, you can select the settings that you prefer and set it as your default settings.

In addition to the above features, Michael Munkasey's Midpoint Weighting Analysis, and the Gauquelin Sectors are also included. Not only that, a Midpoint Comparison, the Midpoint Trees formed between two charts, can also be produced!

Different Astrology Fonts Style to Choose From: Kepler comes with 4 astrology true type fonts. Each of these font styles appeals to different astrologers, just as Times Roman or an Arial font may be preferred. You can use any of these astrology fonts with any word processing programs. Selecting the font style to use is very simple. Asteroids true type fonts are also included.

Selecting Interpretations Is a Snap: Kepler comes with 12 interpretive reports. Some of the interpretations that are included in the Kepler program are also available in other languages such as Spanish, French, German, Norwegian, and Portuguese. You can also purchase add-on interpretations software from our Report Options list. Selecting or producing interpretations in Kepler is a snap. Simply click on "Interpretation" or the interpretation icon.

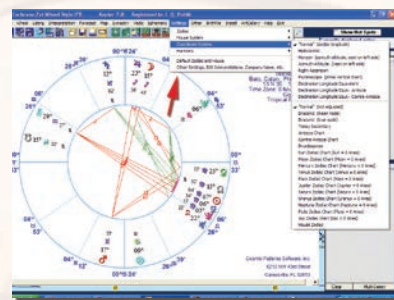
Animated Triwheel: The Animated TriWheel works the same way as the AstrologyClock except that it uses three entries; Natal (in the inner ring), Progression (in the middle ring), and Transit (in the outer ring).

Backup & Restore Birth Data: Backing up and restoring birth data is very simple and easy. Simply click on "Birthfile" and select "Backup Birth Data" or "Restore Birth Data".

KeplerWorkShop: with 2 Vedic charts selected. There are 16 Varga charts to choose from. You can view the charts in horizontal or vertical position by clicking on the "Charts Orientation" icon. This option is very useful if you have multiple Varga charts selected. You can also easily remove or add a planet on the Varga chart. Point on a planet and view the interpretation on the "Chart Explorer" screen. Below the Chart Explorer screen is the **Shad Bala screen**. Shad Bala is the six methods for calculating planetary strengths or weaknesses. Manglik Dosha graph is also listed on this screen. Everything that you see on the screen is printable!

Eclipse Map: A solar eclipse occurs when the Moon is conjunct the Sun and the latitude of the Moon is the same as the Sun, so that instead of the Moon passing above or below the Sun, it passes directly in front of the Sun. When a solid object (the Moon in this case) is placed in front of a source of light (the Sun in this case) of course a shadow is created. During a solar eclipse, the shadow appears on the earth. The Moon travels faster than the Sun (from the earth's point of view) and as the Moon moves from one edge of the Sun to the other, causing the shadow to move across the surface of the earth. The shadow is fairly narrow, so a path can be drawn on a map showing where this path is. The eclipse maps in Kepler show the path of the shadow formed by the solar eclipse. You can select more than one eclipse occurrences on one page. The Eclipse Map sample on the right shows 6 eclipses selected.

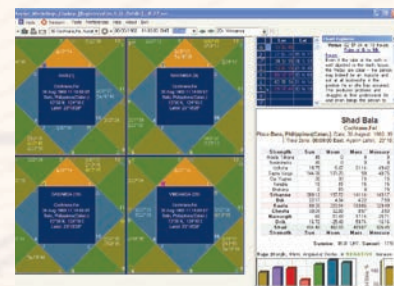
SELECTING COORDINATE SYSTEM



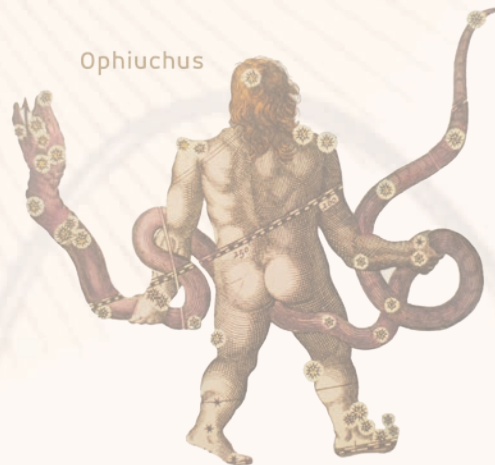
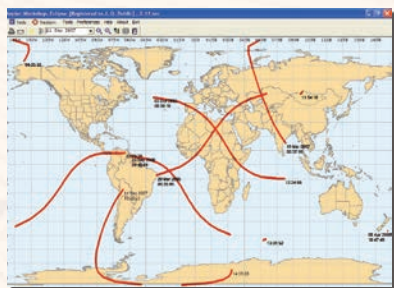
INTERPRETATIONS



KEPLER WORKSHOP SCREEN



ECLIPSE MAP



COOL FEATURES CONTINUED

Sky Map: A map of the sky for any chart can be displayed on the screen. You can view a circular representation of the sky that was above the horizon, and another circular representation of the sky below the horizon. These circular representations give a fairly accurate image of how the sky actually looked.

Because the computer screen and a piece of paper are in 2 dimensions and the stars in the sky are placed like lights inside a sphere, any representation on the computer screen or on a piece of paper is not completely accurate, but viewing the sky in 2 circular halves gives a rough approximation.

You can also view the sky in a rectangular coordinate graph as well. View the planets from the perspective of the ecliptic plane or equatorial plane, as well as the horizon plane. The ecliptic, equatorial, and horizon planes are also drawn in these Sky Maps, giving you a picture of how planets and fixed star positions vary depending on the coordinate system you use. These Sky Maps give you a better idea of what the sky actually looked like at the time of someone's birth than a traditional astrological chart wheel does, and can give you a new perspective and appreciation of the appearance of the sky. The ability to easily choose a perspective based on the ecliptic, equator, or horizon and to choose either a circular or rectangular presentation makes the Sky Maps feature of Kepler very flexible and easy to use.

Powerful Graphic Ephemeris: The graphic ephemeris is very powerful! Natal, transiting, secondary progressed, and/or solar arc positions can be combined together. Color coded lines help identify which charts are involved in an aspect. Customize by selecting planets, line thickness, and other options. There is an option to use Heliocentric or Geocentric. The use of Longitude, Declination, Latitude positions, and Right Ascension is another flexible feature of graphic ephemeris. Easily switch from Heliocentric or Geocentric Graphic Ephemeris, and easily switch from Longitude, Declination, Latitude positions, and Right Ascension.

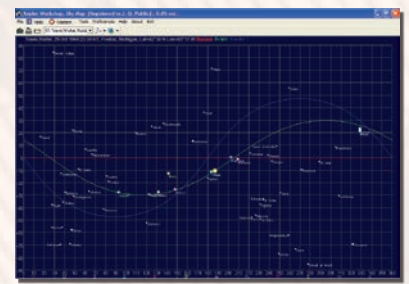
Kepler's Help System: Kepler comes with a huge help system. This Help System is very thorough, complete with illustrations and clear instructions. In addition to the detailed instructions, this section also contains an AstroEncyclopedia where you can look up the meaning of astrological words and read articles about astrological theory and concepts. The Kepler program, however, is very easy to use that you may not even use this help section. You can navigate through the Help system by either selecting links in the nicely arranged outline of subjects and menu images, or by clicking on "Index" and searching for the subject desired.

Synastry: Midpoint Comparison, BiWheel, TriWheel, and QuadWheel of any charts, Aspect Grid Comparison table, Harmonic Aspect Grid Comparison, Compatibility Scores, Compatibility Text Listings, Composite and Davison Composite Chart, and the Cosmo Compatibility Interpretive Report.

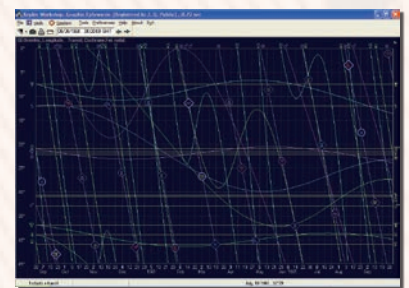
Other Listings:

Primary Arc Listings, Basic Listings and Planetary Patterns, Advanced Fixed Star Listings with options for direct distance measurement and aspects in mundo, Asteroid Listings, Harmonic Patterns Listings, Paran Listings, Weighting Analysis, Planetary Hours and Essential Dignities table, Blaschke's Sabian Symbols of Angular Separation, Grand Trines, T-Square, Yods, etc., Planets Conjunct, Antiscia/Contra Antiscia, Harmonic Degree Meaning, Sabian Symbols and Degree Meanings by 11 authors, Aspects in Lat/Long, Fixed Stars, Asteroids, Harmonic Patterns, Paran, Munkasey's Weighting Analysis, Gauquelin Sectors, Firdaria, and Essential Dignities and Planetary Hours.

RECTANGULAR SKY MAP



GRAPHIC EPHEMERIS



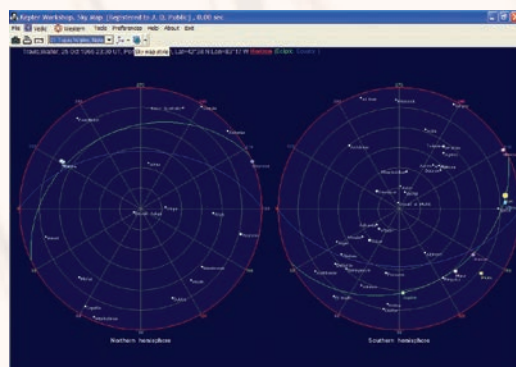
MOON CALENDER

Moon calendar for July 2005 12:00:00 UT					
Day	Longitude	Age	Dist. km	Phase	
01. Fr	13 05 20	24.87	22.70	389.960	
02. Sa	25 37 01	24.62	14.40	389.965	
03. Sun	08 02 30	25.77	8.43	397.304	Waning crescent
04. Mon	20 19 70	27.00	3.69	400.218	
05. Tue	02 32 59	28.62	1.11	403.714	
06. Wed	14 34 30	29.53	0.13	404.551	New Moon
07. Thu	25 56 30	30.65	0.13	405.509	
08. Fri	09 15 19	31.00	3.76	406.396	
09. Sat	20 10 26	31.88	8.12	408.120	
10. Sun	02 09 09	32.68	13.45	409.033	Waning crescent
11. Mon	13 59 43	34.40	21.62	408.987	
12. Tue	25 59 58	3.58	24.90	399.527	
13. Wed	08 40 34	4.31	38.77	395.489	
14. Thu	20 41 31	7.25	48.71	390.872	First quarter
15. Fri	08 19 18	12.22	58.69	385.190	
16. Sat	16 16 33	3.23	63.21	376.899	
17. Sun	15 10 35	10.27	78.87	372.739	
18. Mon	14 4 21	16.36	92.87	367.013	Waning gibbous
19. Tue	23 2 07	22.48	94.10	362.232	
20. Wed	14 0 00	28.42	93.39	357.039	
21. Thu	25 25 25	34.81	93.82	357.264	Full Moon
22. Fri	14 43 55	39.59	93.17	357.804	
23. Sat	26 53 76	43.32	93.61	354.614	
24. Sun	14 44 18	49.30	86.95	353.624	Waning gibbous
25. Mon	25 11 44	51.11	77.64	360.617	
26. Tue	13 11 11	52.85	68.13	365.496	
27. Wed	25 1 48	51.51	55.93	360.221	
28. Thu	09 52 52	49.48	46.33	356.496	Last quarter
29. Fri	22 40 49	46.30	39.20	351.264	
30. Sat	10 51 04	42.42	26.88	357.706	
31. Sun	17 42 26	36.36	16.67	369.632	

Moon ingresses		
Day	Day Time	Phase
3	02 Sat	20.05
5	04 Sun	07.07
7	07 Tue	18.10
9	10 Thu	07.57
11	12 Sat	20.08
13	15 Sun	05.50
15	17 Tue	11.58
17	19 Thu	12.36
19	21 Sat	13.24
21	24 Sun	01.11
23	26 Mon	13.22
25	27 Wed	17.50
27	30 Sat	02.01

Moon phases		
Day	Day	Phase
1	01 Sun	00.00

CIRCULAR SKY MAP



KEPLER'S SAMPLE CHART WHEELS:

Kepler can produce many different kinds of chart wheels. The samples shown here are just a few of the many possibilities, and you can also customize chart wheels as well. Chart wheels are available in Portrait and Landscape format.

Kepler allows you to change the size of the chart wheel, the way in which cusps are drawn and planets are placed in the wheel, colors, and what tables appear, which planets and tables appear in the wheel, and how much information to put in the aspect grid, etc. Graphic pictures can also be placed in the background.

Every astrologer has his/her own unique way of doing things. Some astrologers want a chart wheel with the planets on the outside of the ring, or midpoint trees with 16th harmonic aspects, and some just want plain and simple information. Kepler is flexible and versatile enough for the technical astrologer who is fussy about how information is presented and simple enough for the novice, and also filled with instructional information to help you.

Wheel Style AAA: This small wheel size has room for a large aspect grid that gives detailed information: angular distance, aspects, orb and whether the aspect is applying or separating. You can customize many feature of any chart wheel style. Many users select the wheel style that is closest to their favorite wheel style and then customize the wheel to their liking.

Wheel Style EAA: This wheel style is a bit larger than wheel style AAA and also uses the True Node instead of the Mean Node. You have the option of selecting equal or unequally spaced houses. In this case we have chosen unequally spaced houses. Small medium and large grids can be selected. This particular style uses the medium size grid

Wheel Style BAC: This small wheel and small grid allows more details to fill in this page. You have the option to include explanation tables which is a helpful tool for beginning students, and your clients and customers. In the explanation tables you will find zodiac signs and planets symbols, etc. The color scheme shown here is "Rainbow Bright".

Wheel Style IAC: A small aspect grid fits in the lower left corner. We selected the Mean Node and equally spaced houses. Notice that the planets are drawn from the outside of the circle towards the inner circle. The Color Scheme is "Turquoise Blue". Kepler comes with many wheel variations so it is unlikely that you will need to customize your own.

Four Separate Wheels: You can place 2 wheels, 3 wheels, or 4 wheels on the screen display or printed page. Shown here is a sample of 4 wheels. You can easily select wheels for different people, or for the same person, and you can select progressed, returns, composite, or relocated charts just as easily as natal charts. You could also select some, or all, of the wheels to be heliocentric, harmonic charts, etc.

TriWheel Style AGE: A TriWheel has 3 rings, and each ring is a different chart. Just as with separate wheels, you can easily select any kind of chart for anyone desired. The color scheme shown here is "Blueberry Plus". This color scheme, like "Rainbow Bright" has a background color, but it is more subtle than the rainbow effect in the Rainbow Bright color scheme. The aspect lines in the center are optional.

QuadWheel Style AGE: A QuadWheel is similar to a TriWheel, but has 4 rings instead of 3. On all of the chart wheels there is a place for your company name. Note that we do not put our company name "Cosmic Patterns" on any of your printouts, so the printouts can look exactly the way you want them to. The color scheme shown here is "Stunning Green".

WHEEL STYLE AAA



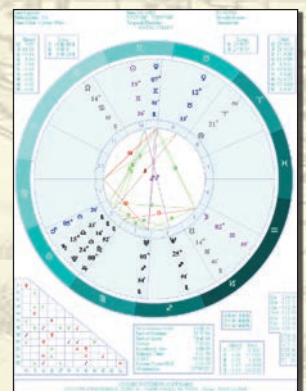
WHEEL STYLE EAA



WHEEL STYLE BAC



WHEEL STYLE IAC



ArtWheel KBE: The art wheel shown here is one of the 30 art wheels that come with the Kepler program. The background sky, water, and angel in pastel blues and pinks makes a beautiful background for this intricately patterned chart wheel.

Huber Wheels: Among the many chart wheel styles that Kepler produces are 3 Huber Wheel styles; Huber Wheel (regular), Huber House Wheel, and Huber Mondknoten. If you want to use all three huber wheel styles printed in one page, you can do so by selecting "Three Wheels" on one page. Any of the chart wheel styles can be printed or viewed in either portrait or landscape format.

A Huber Wheel is a chart wheel that conforms to the theories of astrology developed by Bruno and Louise Huber. The system of astrology that they developed is known as the Huber method or Huber system.

In addition to the overall aesthetic presentation of the wheel, an important feature of the Huber Wheel is the way that the aspect lines are drawn and the orbs of the aspects. The "Huber Method" aspect set is selected for these chart wheel styles. Viewing the settings for this aspect set shows the orbs and settings for aspect lines that are used in the Huber system.

Medieval Wheel: There are 2 kinds of Medieval Wheels that can be produced from Kepler. The Medieval wheels provide an Essential Dignities table, almuten and sect tables, conjunctions to fixed stars, and other information that is important in a classical interpretation of the chart. Aspects are based on the classical system of assigning orbs to the planets rather than to the aspects.

UNIQUE CHART WHEELS:

The following chart wheel printout samples are special and unique chart wheels that are not available in any astrological software. The kepler and Sirius programs are the only programs that can produce these wheels.

ASTEROID WHEEL: An Asteroid Wheel is a 2-ring wheel with the planets in the inner ring and asteroids in the outer ring. Some, but not all, asteroids have been assigned a glyph by astrologers. For those asteroids that do not have a glyph assigned to them, a 3-letter abbreviation is used for the asteroid; the 3 letters typically are the first 3 letters of the name of the asteroid. If you prefer, you can also customize the Asteroid Wheel so that all asteroids are displayed with the 3-letter abbreviation.

MIDPOINTS WHEEL: In addition to being able to produce Midpoint Tree printouts, Kepler can also produce Midpoint Wheels. The whole point of a midpoint tree is to be able to easily see midpoint structures in the chart. Now, it is even easier to see it using the Midpoint Wheel. What is a midpoint structure? A midpoint structure occurs when one planet makes an aspect to the midpoint of 2 other planets.

ARABIC PARTS WHEEL: In ancient times the arabic parts were called "Lots", as in allotments (of fate). The ancient use of Lots was quite different from the modern use of arabic parts. The formula for an arabic part is the Ascendant plus one planet minus another planet. For example, the formula for the Part of Fortune is Ascendant+Moon-Sun. There are many dozens of Arabic parts. In addition to producing an Arabic Parts listing in Kepler, Arabic Parts Wheel can also be easily produced.

FIXED STARS WHEELS: Most astrologers emphasize the influence of the Sun, Moon, and planets in their chart interpretations. Some astrologers also use the positions of stars in their interpretation. The stars are usually referred to as "fixed stars" by astrologers. When looking up at the night sky, the planets look like stars, except that they move through the constellations. The fixed stars do not appear to move significantly relative to each other, so consequently the constellations (such as Orion, the Big Dipper, etc.) do not change shape over time. Fixed stars were used in ancient times and each star has a specific influence. In addition to producing Fixed Stars listing from Kepler, you can also produce a Fixed Stars Wheel.

All of the above chart wheels can also be printed or viewed in portrait or landscape format.

4 SEPARATE WHEELS



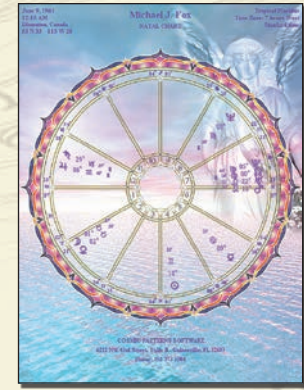
TRIWHEEL STYLE AGE



QUADWHEEL STYLE AGE



ARTWHEEL KBE



ASTEROID WHEEL

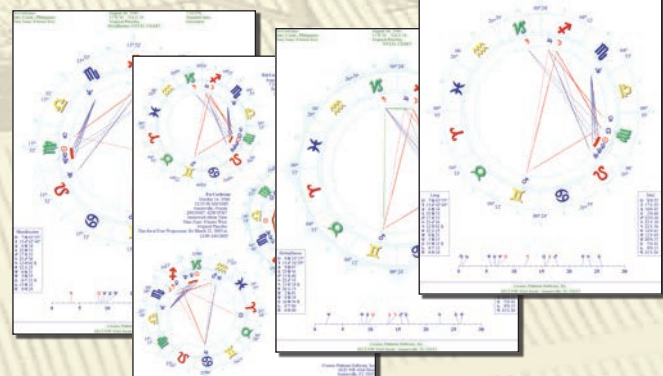


MEDIEVAL WHEEL



ARABIC PARTS WHEEL

HUBER WHEELS





SIRIUS



**SIRIUS COMES WITH
EVERYTHING THAT IS
IN KEPLER PLUS MORE!!!**

SIRIUS is the most comprehensive astrology program in the world, with advanced features in almost every area of astrology, including modern, Vedic, Medieval, Hellenistic, Huber, harmonics, symmetrical astrology, cosmobiology, financial astrology, and research. The extraordinary features in Sirius are also easy-to-use. SIRIUS is elegant and beautiful, and the advanced features do not get in the way if you primarily use a few basic features of the program.



SIRIUS FEATURES IN ADDITION TO EVERYTHING THAT IS IN KEPLER!

ANCIENT, WESTERN: A few of the new reports you can produce are: Partile and Refraction Table, Essential Dignities Table, Almutens Table, Hyleg and Alcochodon Table, Almudebi Table, Temperament Table, Lunar Mansions Table, Dispositors Table, and Planetary House for Day of Birth.

HELLENISTIC NATAL & HELLENISTIC TIME LORDS: Produce a listing of Zodiacal Aphesis, Decennials, 129 Year System, Balbillus Method, Circumambulations, Annual Profection, and Lunar Monomoiria.

NEW MODERN METHODS: Composite charts of 3 or more charts, Phase Angle Returns, transiting and progressed 4-planet combinations, aspects in the transiting/natal composite chart, etc. are among a few of a great many new advanced modern features.

CHART WHEEL: Beautiful Nakshatra wheel, Hellenistic wheel, and different sets of patterns, (modern, Huber, symmetrical, and harmonic), a fabulous new Page Designer, a PopUp Wheel, animated BiWheel, TriWheel, QuadWheel, and MANY other new chart wheel features.

90 DEGREE DIAL ANIMATION: Interactively move the Dial in a 360, 180, 120, 72, 60, 45 or 30 Degree Dial to see midpoints that are formed at any point on the Dial. Dials can be regular, BiWheel, TriWheel, or QuadWheel Dials so that you can see midpoints formed between charts.

BUSINESS MANAGER: Sirius includes powerful and easy-to-use business management features! You can schedule appointments, and maintain information about your clients, such as postal address, e-mail address, phone numbers, and notes. There are fields for you to enter credit card information, print receipts, and print envelopes. There is even a timer that you can use to time appointments or other work activities.

ARABIC PARTS: Sirius also provides an easy-to-use interface to customize lists of Arabic Parts.

COMPOSITE CHARTS: In Sirius you can produce a composite chart from 3 or more charts, and also a new kind of composite chart known as the Coalescent Chart has been added.

PLANET MANDALAS: Planetary Mandalas reveal that the simple elliptical paths of planets form beautiful and fascinating shapes. Sirius provides innovative features to its Planet Mandalas, and these new features show an extraordinary elegance and beauty that has not been fully seen before. You can select from 8 different kinds of planet mandalas, and there are dozens of mandalas that you can select from each of these mandalas. Some of the mandalas reveal an exquisite beauty as they are being drawn. One of the mandalas, for example, is called "Shiva Dance" because of the way in which the image circles and unfolds. Many of the Planet Mandalas in Sirius have a 3-dimensional appearance.

ANIMATIONS AND DYNAMIC INTERACTIVE FEATURES: View a wheel, BiWheel, TriWheel, QuadWheel or multiple wheels and watch planet positions move dynamically or as you click on arrows to move the charts forward or backward in time. New interactive features for quickly seeing aspects and conjunctions to fixed stars are a big help when doing horary and electoral astrology.

MEDIEVAL, HELLENISTIC & OTHER LISTINGS: The Partile and Refraction Table is very helpful for classical horary astrology because you can see exactly when aspects become exact, or refraction occurs. The presentation of useful information like the Temperament Table and the ability to obtain advanced calculations like Compound Almutens and the Alcochodon makes Sirius an excellent program for the classical astrologer. Medieval wheel, including a dignities table, conjunctions of planets to fixed stars, etc. Sirius can also produce a list of Hellenistic influences, with the flexibility to include from among the following items: Digni-

ties and aspects to fixed stars, Dignities of Hellenistic lots and the aspects of the lots to fixed stars, Dwadasamsa and dodekatamoria of planets, Dwadasamsa and dodekatamoria of the lots, and Ascensional times of the zodiac signs.

TIME LORDS: Another new feature of Sirius is a list of time lord periods with the following time lord systems available: Zodiacal ephesis, Decennials, 129 Year System, Balbillus Method, Circumambulations, Annual Profections, and Lunar Monomoria. You can select the number of levels desired. The features can be selected easily, with, for example, the ability to right-click to quickly bring up the settings, click a few times to change selections and press the OK button to view the new time lord report.

PROFECTION: In Sirius you can produce a list of Profection aspects.

ELECTIONAL & ASTROSIGNATURE FOR CAST BASED ON MEDIEVAL RULES: In Sirius you can produce an AstroSignature Forecast Graph and an Electional Astrology Graph based on Medieval rules, such as planet and Asc. dignities, rulers of houses, Void of Course Moon, planetary hour, and conjunctions to fixed stars. Typically these forecasts are run for one day at a time because the values change frequently throughout the day.

PLANETARY HOURS TABLE: A Planetary Hours Table can be produced in Sirius. This is a nicely formatted report, with changes in daylight saving time detected so that the times are very accurate. You can also produce a Planetary Hours Table and Rising Sign that shows both changes in planetary hours as well as changes in the rising sign.

VOID OF COURSE LISTING USING THE ANCIENT RULES: A Void of Course listing that uses an ancient rule that the Moon is regarded as being Void of Course only if it enters the next sign unaspected has also been added. Medieval orbs and moiety rules are used so that this report is produced in accordance with the medieval rules.

PRIMARY DIRECTIONS LIST: The Primary Directions list of planet to angular house cusp influences can now be calculated based on the calculations of Ptolemy, Cardan, Naibod, Placidus, and Kepler, as well as a modern variation discussed by Kolev and Cochrane. Kepler has only a method used by De Luce and by Van Dam, and these are also available in Sirius.

HUBER PLANETARY STRENGTHS: A list of Planetary Strengths according to the Huber system can be produced.

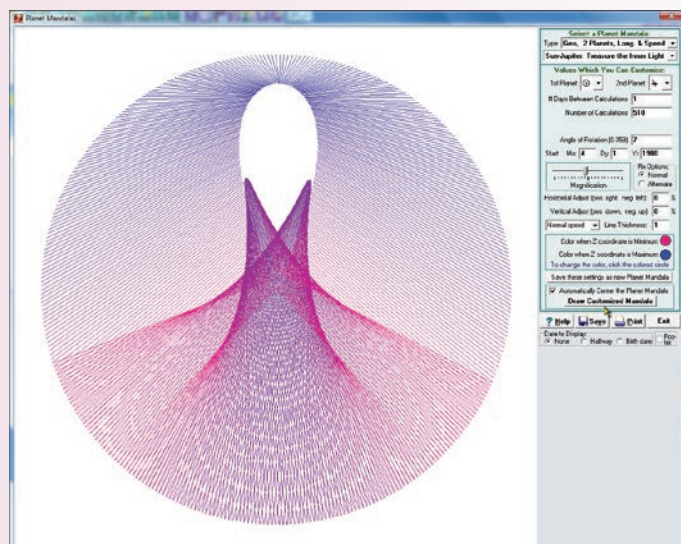
HUBER AGE POINT LISTING: Produce a Huber Age Point listing which shows the dates on which the Age Point forms aspects, enters new houses, and reaches the Huber Invert Points and Low Points.

HUBER PATTERNS: Select Huber patterns which include the complete set of patterns used in Huber astrology, including some of the more complex Huber system patterns.

FIXED STAR ASTROLOGICAL NAMES: Include the astronomical name of the fixed star in listing as well as the astrological name. The astronomical name indicates the constellation that the asteroid is in so that you know the constellation of the fixed star.

GRAPHIC EPHEMERIS: The Graphic Ephemeris is another forecasting tool that many astrologers use. Some of the improvements that have been made to the Graphic Ephemeris are; the ability to display midpoints in the graphic ephemeris. Because there are so many midpoints and

PLANET MANDALAS



VENUS



SUN-MARS

the screen can become overwhelmed with lines, you select the specific midpoints which you wish to graph. You can also graph angular distances between planets (measured either from 0 to 180 degrees or 0 to 360 degrees) instead of the positions of planets in a graphic ephemeris. This can be helpful, for example, for studying synodic cycles. You can also select any asteroids to place in the graphic ephemeris.

DATA ENTRY: Unlimited notes, ability to have multiple keywords for charts, and a new "free-form" style of data entry are a few of the new improvements. In the data entry screen of both Kepler and Sirius you can select Lunation and Eclipse Charts. Save the charts you have entered and reports you have selected, give these charts a name, and then bring them back at a future time.

ASTRO CALENDAR: Sirius includes a beautiful AstroCalendar. The AstroCalendar provides a rich set of options that allows you to customize the AstroCalendar in many ways. The Personal AstroCalendar includes the times that transit-to-natal planet aspects occur. On the other hand, you can produce a calendar that is suitable for the general public by producing the Mundane AstroCalendar, which includes only mundane influences like times that planets change signs, transit-to-transit aspects, sunrise and sunset, and Moon void of course times. You can even produce a calendar that includes both Personal and Mundane influences. The calendar also can include holidays, and you can select which holidays you wish to include on the calendar from the list that is provided. You may wish to include Jewish holidays, for example.

RECTIFICATION (AUTOMATIC): This Rectification is elegant, automatic, flexible, and powerful. We used some of the computing power that we developed for AstroSignatures to create the new Rectification feature, and the result is spectacular. Simply enter life changing events in your life then Sirius will do the chart rectification process for you automatically.

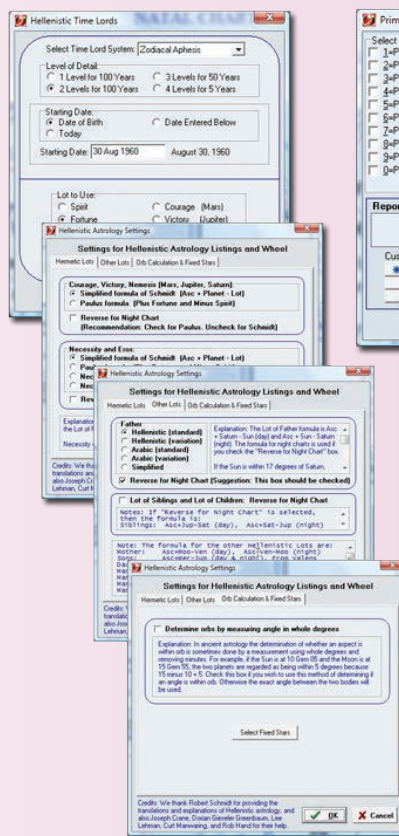
ANIMATED SKY MAP: In Sirius the constellations can be displayed, you can zoom in or out on the Sky Map to see greater detail, and you animate the Sky Map to watch it move! This beautiful Sky Map is a fabulous tool for teaching as well as for exploring how the planets are actually placed in relationship to particular fixed stars and constellations. You can zoom in or out and animate the Sky Map from the point of view of the horizon, ecliptic plane, or equatorial plane and you can view the sky plotted in a circle or rectangular graph. Smaller fixed stars can automatically appear as you zoom in, making the Sky Map consistently beautiful and useful at any level of detail.

VEDIC: Chakras, Vargas & Tables, Vedic Natal Interpretation and Listing, Dasas & Bhuktis, Panchanga, Muhurta, Ashtakavarga, Gochara, Shad Bala, Chart Summary, Upagrahas, Bhava Arudha, Special Lagnas, Chara Karaka, Tithi, etc. In the chakra (North Indian or South Indian chart) you can place the chakra karaka and bhava arudha. Select whether you want the minutes and also the degrees of the positions, and whether you prefer glyphs, letters, or a number for zodiac signs and also whether house numbers are displayed. This greater flexibility allows you to have the chakra in a style that is comfortable for you. Calculate which sign is stronger using either the rules of N. Rao or S. Rath. Shad Bala values using any of the following tables to display: Basic information, Shad bala table, Shad bala graph, Upagrahas, Bhava Arudha, Special lagnas, and the Dasas. Having this information in a scrollable window with the chakras preferred in another scrollable window makes the Vedic features in Sirius very intuitive and natural for the consulting Vedic astrologer and for students as well.

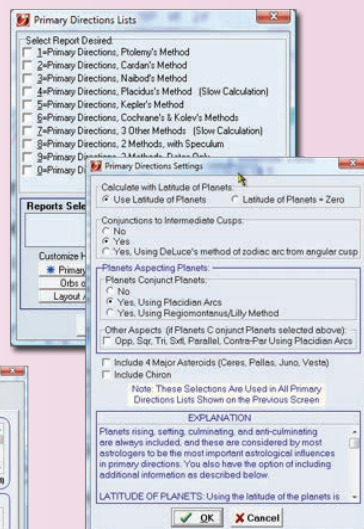
Panchanga: The Panchanga listing is beautifully formatted so that you can easily see the astrological factors that are used in Panchanga: rising and setting times of the Sun and Moon, nakshatra, tithi, yoga, and karana. Times are given in the local time for any location and the precise times are given.

Muhurta: The Muhurta listing is also nicely formatted and provides an extensive number of topics and sub-topics. There are 10 main topics (such as Education, House Building, Travel, Medical Election, etc.) and specific


HELLENISTIC



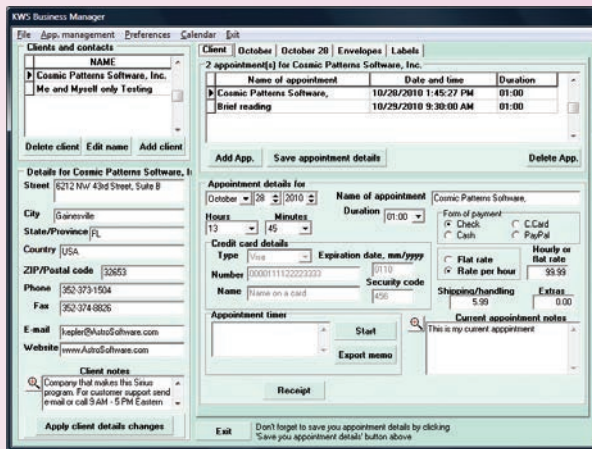
PRIMARY DIRECTIONS




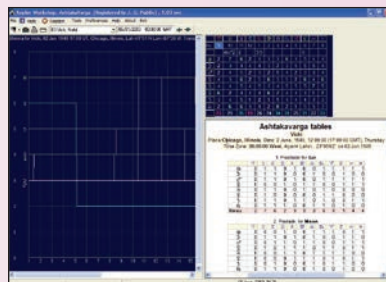
VAN DAM PRIMARY DIRECTIONS



BUSINESS MANAGER



ASHTAKAVARGA SCREEN



Selecting Tables: Combined with the chakra wheels options is the flexibility to choose among 7 different tables to display in the scrolling window to the right of the chakras. Choose to display the upagrahas, special lagnas, the dasas, and other information in this window. The Vedic features in Sirius are developed with extreme care to ensure that the calculations conform with authoritative sources. Customizing features such as the ability to select N. Rao's or S. Rath's rules for determining which zodiac sign is stronger is also very flexible.

ASTEROIDS: Sirius comes with about 1,500 asteroids. The customizable “My Asteroids List” in Sirius includes a listing of about 650 asteroids used commonly by astrologer Demetra George can be produced in Sirius. This list has formatting features, such as removing right ascension, speed, etc. if desired, and to have the asteroid data in columns, and also to print with 2 different sizefonts. You can also purchase an optional 38,000 additional asteroids CDs.

INTEGRATED LISTINGS: Sirius introduces Integrated Listings. These are listings that combine different kinds of information in a report. For example, you can produce a listing of the solar return positions for about 100 years (an entire life), with aspects in the solar return chart, aspects between the solar return and natal chart, and optionally also monthly progressed Asc and MC solar return cusps, with a choice of 4 calculation methods for these progressed solar return cusps: Naibod, Wynn Cycle, Mean Sun, and Wynn Cycle in zodiaco instead of by RAMC. A list of lunar return and planetary return positions can also be produced. These listings provide a way of seeing influences over many years as an alternative to looking at the return chart wheels, and other kinds of reports.

PROGRESSED CYCLES AND INGRESSES: Lifetime Progressed Major Cycles (Stations, Ingresses, Sun Moon Cycles of 8 Aspects: Another example of an integrated listing is the ability to produce a listing of significant influences in the secondary progressed chart The sig-



INTERACTIVE & DYNAMIC DISPLAYS OF CHART WHEELS: In Sirius the concept of interactively adjusting the time of a chart has developed into a set of features that are very sophisticated, elegant, and powerful. Selecting the Time Adjust feature brings up a narrow window, like a panel, on the right side of the screen, where you can interactively adjust the chart forward or backward in time, move the chart forward or backward to the next time an aspect occurs or a planet or house cusp ingresses into a sign or reaches a particular zodiac position. A scrolling list of aspects to a point (the Asc or MC is typically selected by most astrologers) and conjunctions to fixed stars is displayed, a fabulous feature for electoral purposes.

25

wheel animation. Adjust the charts forward or backward in time or watch them move automatically. The time of an AstroClock can be automatically adjusted to the location for which the AstroClock is calculated.

INTERACTIVE COSMOBIOLOGY DIAL: Another form of interactivity with chart wheels that is new in Sirius are the interactive cosmobiology dials. You can click on a 90 Degree Dial, and also a BiWheel, TriWheel, or QuadWheel 90 Degree Dial, and move a dial around the dial and the midpoints formed to that point are automatically displayed. In BiWheel, TriWheel, and QuadWheels, the midpoint structures are shown between the charts. The Interactive Dials in Sirius are based on the plastic (metal or cardboard) dials that cosmobiologists have used for decades. Instead of printing chart wheels and placing them on a Dial, you can drag the mouse pointer around the Dial and instantaneously see the midpoint structures that are formed. You can also click a button to have the Dial jump automatically to the next or previous planet in the wheel.

The ability to have this capability not only in a regular wheel but also in a BiWheel, TriWheel, and QuadWheel Dial allows you to see midpoints between 2 people, or between progressed and transiting planets and natal planets. For the cosmobiologist who loves to use dials, the Interactive Dials in Sirius can make working with Dials very easy and powerful.


DEGREE MEANINGS: Sirius can produce a list of degree meanings of planets according to Dane Rudhyar's Sabian symbols and also according to 10 other authors of degree meaning books. In addition to this feature, Sirius has the ability to also produce Sabian Symbols for the planets based on the original Sabian Symbols published by Marc Edmund Jones directly from the information provided by Elsie Wheeler.

RESEARCH: In Sirius the research features are easily accessible. Produce an Astrosignature Forecast Graph, just as you could in Kepler, but in Sirius you can also produce a graph of financial values (such as a market index like the Dow Jones Industrial Average, or a commodity value such as gold prices) or other performance values, obtain the correlation value between the actual values and the predicted values, and whether the correlation is statistically significant! This feature, combined with some of the new research features in Sirius to find patterns in data, was used to create the Gold Forecast option that is an optional add on to Sirius. The Gold Forecast forecasts short-term (3-month) gold prices with statistical significance! Also, stock price data for a number of companies is already included with Sirius so you can start researching financial astrology right away, and other financial data can be imported from websites.


ARTIFICIAL INTELLIGENCE RESEARCH: There is also an Artificial Intelligence feature, which is an analysis of an AstroSignature to determine which factors in the AstroSignature are most effective and which ones are less effective, or possibly even reducing, the accuracy of the AstroSignature. You can also correlate an AstroSignature for birth charts with scores. For example, you can correlate psychological test scores or other performance scores with the AstroSignature scores and even perform a t-test (a statistical test) to determine if the correlation is statistically significant, all right within Sirius without ever having to export the data to a statistics program!

ASSUMPTIONLESS RESEARCH: In addition to the assumptionless research that are in Kepler, we added more this feature in Sirius. From the "Midpoints and Harmonic Patterns" button in Sirius, you can now select "Midpoint Aspects Midpoint", "Midpoint Structure Analysis", and "Harmonic Pattern Analysis" to identify the midpoint and harmonic patterns that occur most often in a group. A window with several tabs for viewing the results in different ways makes this a powerful feature.

ASTRO CALENDAR



SKY MAP



Gemini

BIRTH DATA: The number of charts included in Sirius is over 40,000. Marc Penfield and other data collectors have provided thousands of chart data to us, making it possible for Sirius to include this very large and accurate database of charts. The additional data provides you more data of famous people and research data for you to work with. Sirius allows you to have notes of unlimited length for charts. A very powerful feature of Sirius is that you can assign an unlimited number of keywords to a chat.

ASTROMAPS: Sirius provides several new kinds of AstroMaps in addition to the AstroMaps that are also in Kepler:

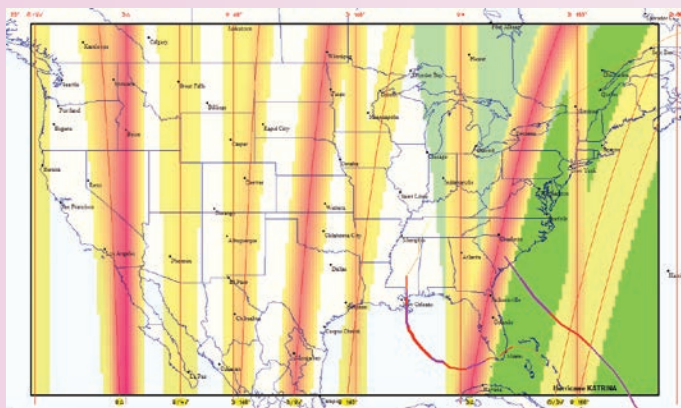
Asteroids AstroMap: This is a simple “Just Lines” Map of any asteroid lines that you wish to place in an AstroMap. If you own the 38,000 asteroids option, you can select any of these 38,000 asteroids. Otherwise, you can select from among about 1,500 asteroids. You are no longer limited to seeing influences of planets in AstroMaps. Now you can select any asteroids to view as well.

Fixed Star AstroMap: Lines of the fixed stars are shown on the AstroMap. If you select the option to display the fixed star map lines in mundo, then you can see where fixed stars rise, set, culminate, and anti-culminate, which is something that was regarded in ancient systems of astrology and by modern astrologers as well. With both an Asteroids AstroMap and Fixed Stars AstroMap, you can explore many more possibilities. Fixed stars played a prominent role in ancient astrology and perhaps they should in our astrology today as well. With tools like this, we can see how fixed stars are operating in charts.

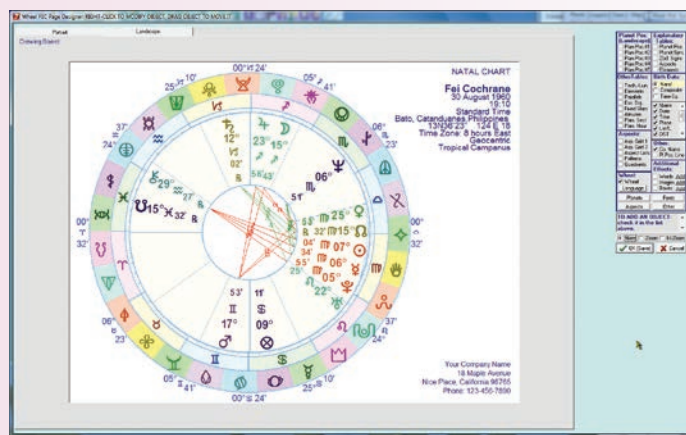
The Zenith AstroMap should perhaps be called a “Zenith and Nadir AstroMap” because it shows points on the map where fixed stars would appear directly overhead (at the zenith) and directly beneath you (at the nadir). This map is actually a mapping of the constellations onto the Earth and shows the places where a fixed star has a particular powerful effect in a relocated chart. The constellations are literally mapped onto the globe of the Earth and now for the first time we can easily see exactly where they are placed on the Earth.

ASTROMAP POPUP RELOCATED WHEEL: Click on an AstroMap to see a Popup Wheel of the relocated chart at this location. You can also click on the AstroMap to determine distances between points and to obtain an AstroMap interpretation of that location.

MAP WITH HURRICANE PATH



TRUE DRAG & DROP PAGE DESIGNER



ASTROLOCALITY REPORT: The interactive interpretation that appears in Sirius and can also be produced as the AstroLocality Report. At the end of this report includes the interpretations for conjunctions of the relocated angular cusps to fixed stars and the score on various themes, such as Love and Romance Score, Vocation and Career score, etc.

TRACK HURRICANE PATH: For astrologers interest in AstroMeteorology, it is now possible to view hurricane paths on an AstroMap and also to download additional hurricane data and import it so that these hurricane paths can also be viewed.

CHART WHEELS FEATURES IN ADDITION TO THE FEATURES THAT ARE IN KEPLER: There are several new default wheel styles in Sirius. A default wheel style is a wheel style provided by Sirius, so that no customizing is required to create it. Some, but not all of these wheel styles, can be produced in Kepler by customizing a wheel. These new default wheel styles in Sirius are:

- A wheel with birth data placed in the center of the wheel
- “Nakshatra Wheel” that has the nakshatras (as well as zodiac signs if you wish) as an outer ring of the wheel and includes beautiful nakshatra glyphs created by vartist-astrologer Tara Cochrane.
- Hellenistic wheel that has the Egyptian bounds areas around the outer ring, a dignities table that uses Egyptian bounds, and Hellenistic lots with their own glyphs placed in the wheel.
- Ability to easily make up to 14 “My Wheels”, which are customized wheels that you can name and work with without changing the default wheel styles (this is possible in Kepler 7 too; it is just easier in Sirius).

POPUP WHEEL: A PopUp Wheel can be displayed in Sirius. A PopUp Wheel is a small resizable wheel that can be displayed while viewing other reports.

- The Popup Wheel is a handy way to be able to refer to the natal chart while viewing other reports. Suppose, for example, that you are viewing a Time Line Format Forecast and you want to refer to the chart wheel, in Sirius you can also view the Popup Wheel without removing the Time Line Format forecast report that you are viewing.

- The Popup Wheel can be dragged anywhere on the screen and it is resizable so you can make it the size that you would like it to be.
- The Popup Wheel also has its own “Customize” button that you can click to select many features of the Popup Wheel. This flexibility and ease of use make the Popup Wheel a very handy feature! Of course, when you no longer wish to see the Poup Wheel, you close the Popup Wheel window.
- There is even a Popup Wheel while doing AstroSignature Research so that you can quickly see chart wheels of charts you are analyzing in the research section. Sirius is so elegant and comprehensive and has so many handy features that it may seem almost unbelievable that this much capability and power could be in one software package.

CUSTOMIZING A CHART WHEEL IS EASY AND ELEGANT: Customizing chart wheels in Sirius is very easy and elegant. Both Kepler and Sirius allow you to right-click on a wheel and easily change the planets, aspects, fonts, and other features of the chart wheel. This powerful interactive capability of Kepler is fabulous. However, in Sirius, there are even more features and they are even easier to use.

Hellenistic Lots: Hellenistic lots. You can also place the 9 Hellenistic lots (arabic parts) in a wheel and also just the Part of Spirit as well as the Part of Fortune.

Asteroids and/or Arabic Parts in any chart wheel: You can place up to a total of 20 asteroids and/or the Arabic Parts in the chart wheel. Sirius also has an Asteroids Wheel that allows you to place up to 65 asteroids in the outer ring of a wheel, as well as the ability to produce listings of asteroid positions.

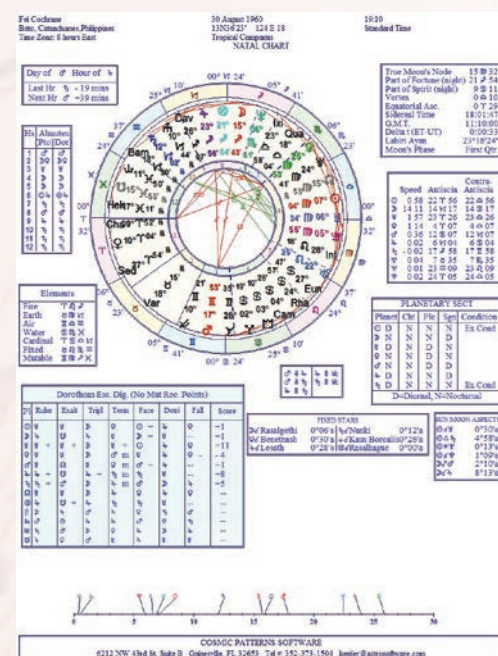
More Asteroids added: Sirius includes about 1,500 asteroids to choose from. (The optional 38,000 asteroids gives you the ability to select any of the over 14,000 named asteroids as well as other asteroids).

PAGE DESIGNER: A true drag-and-drop amazing Page Designer. The Page Designer lets you drag the chart wheel, aspect table, listing of planetary positions and other information in a “Drawing Board” window where you can customize the information just the way you want it. “Micro-adjust” the positions to the exact pixel placement that you wish to have (which is difficult to do when dragging an item with the mouse). There are many subtle adjustments that can be made as well. You can select how much space is between the columns of data, how far the data is from a surrounding border. You can even adjust the spacing of the planet glyph, degrees, zodiac sign, minutes, and Rx glyph in the chart wheel with a micro-adjusting feature. Place graphics and text anywhere in a chart wheel, with options to allow graphic images to be either visible through the chart whel or hidden by the chart wheel, and place a ring of decanate, dwadasamsa, navamsa, nakshatra, or terms in an outer ring (you can select only one of these), and have arrows placed at the end of the Asc, MC, IC, and/or Descendant house cusp lines in a chart wheel, and also easily adjust the size of these arrows. You may find that you feel like a graphics pro and can create new wheel designs even though you feel that you are not a computer savvy person.

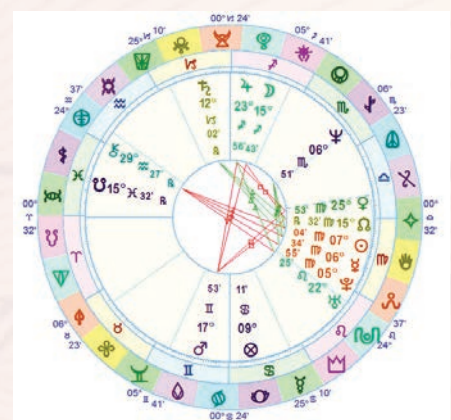
NAKSHATRAS IMAGES IN OPTIONAL NAKSHATRA REPORT



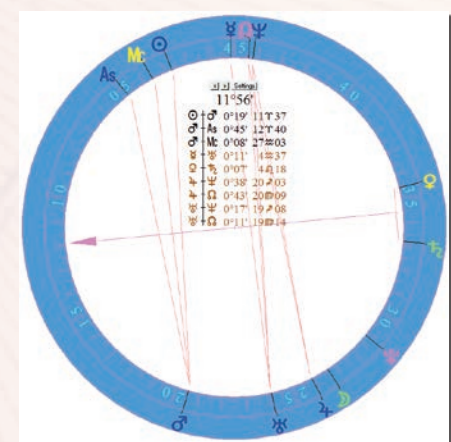
WHEEL WITH 20 ASTEROIDS



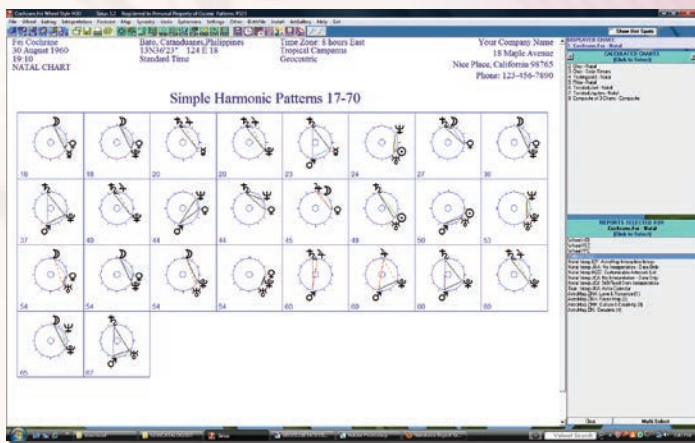
NAKSHATRAS WHEEL



ANIMATED 90 DEGREE DIAL



SIMPLE HARMONIC PATTERNS



FIRDARIA PROJECTION HUBER

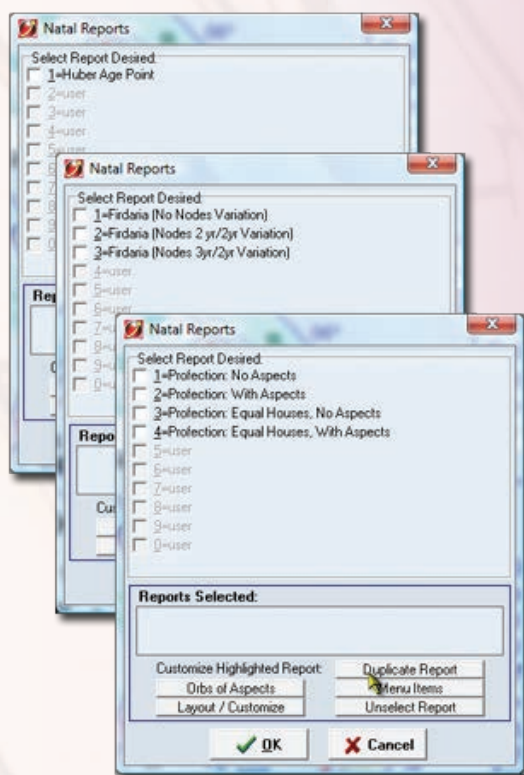


CHART WHEEL STYLES: List of chart wheel styles in Sirius: Regular Wheel, BiWheel, TriWheel, QuadWheel, 2 Separate Wheels, 3-Separate Wheels, 4 Separate Wheels, ArtWheel, Square Wheel, Patterns, 90 Degree Dial, Animated 90 degree dial, Compatibility Patterns, BiWheel Animation, TriWheel Animation, QuadWheel Animation, 2 Wheel Animation, 3 Wheel Animation, 4 Wheel Animation, Huber Wheel, Medieval Wheel, Aspect Grid Only, Harmonic Chart Wheel, Blank Wheel, Japanese/Chinese Name, Fixed Stars Wheel, Asteroids Wheel, Arabic Parts Wheel, Midpoints Wheel, Heliocentric Wheel, Nakshatra Wheel, Hellenistic Wheel.

MOON PHASE. Nearest Lunations and Eclipses: Examples of some of the new information that can be included with chart wheels are the moon phase and listings of nearest lunations and nearest eclipses.

COORDINATE SYSTEMS: Normal (Zodiac Longitude), Heliocentric, Local Space (west on left, north on top), Horizon (east on left, south on top), Azimuth-altitude (west on left, south on top), Azimuth (West on left side), Right Ascension, Mundoscope (prime vertical chart), Declination Longitude Equivalent, Declination Longitude Equivalent Antiscia, Declination Longitude Equivalent Contra-Antiscia, Normal (not adjusted), Draconic (mean node), Draconic (true node), Tobey Secondary, Antiscia Chart, Contra Antiscia Chart, Dwadasamsa, Sun Zodiac Chart (Sun=0 Aries), Moon Zodiac Chart (moon = 0 Aries), Mercury Zodiac Chart (Mercury = 0 Aries), Venus Zodiac Chart (Venus = 0 Aries), Mars Zodiac Chart (Mars = 0 Aries), Jupiter Zodiac Chart (Jupiter = 0, Aries), Saturn Zodiac Chart (Saturn = 0 Aries), Uranus Zodiac Chart (Uranus = 0 Aries), Neptune Zodiac Chart (Neptune = 0 Aries), Pluto Zodiac Chart (Pluto = 0 Aries), Asc. Zodiac Chart (Asc. = 0 Aries), House Zodiac Chart.

HOUSE SYSTEMS: Sirius has 22 House Systems to choose from: Campanus, Equal, Koch, Meridian, Morinus, Placidus, Porphyry, Regiomontanus, Topocentric, Zero Aries, Sun-on-Ascendant, Planet-on-Ascendant, Whole Sign, Geodetic-Campanus, Geodetic-Koch, Geodetic-Placidus, Geodetic-Porphyry, Geodetic-Regiomontanus, Geodetic-Topocentric, Alcabitius, Neoporph, and Rotated houses. Easily rotate the chart to place any house cusp on the Asc.

ASPECT PATTERNS: Patterns formed between 3 or 4 planets are displayed in little diagrams. For example, 3 planets in a T-Square or Grand Trine pattern are shown separately in a small size so you can see each aspect pattern in the chart.

- See planetary patterns like T-squares, grand trines, yods, and mystic rectangles that are commonly used in modern astrology. You can also select patterns used in symmetrical astrology that involve 4 planets.
- Select Huber patterns which include the complete set of patterns used in Huber astrology, including some of the more complex Huber system patterns.
- View harmonic patterns. You can also view patterns formed between 2 charts as well as patterns within a single chart. You can also customize the patterns with the orbs and sets of patterns that you wish to analyze.

The thorough implementation of methods used in a wide spectrum of astrological systems, including symmetrical, harmonic, and Huber, as well as modern astrology, and the ease with which customizing can be done, as well as the very attractive and useful way in which the information is presented, makes these new features very exciting.

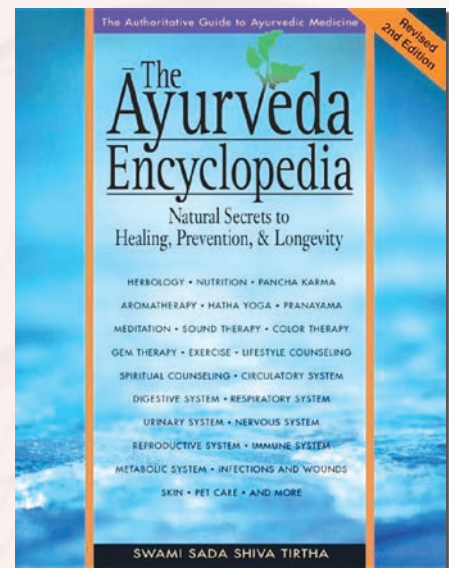
Sirius adapts the size of the patterns to the size of the page so that if only a few patterns occur in a particular chart, the patterns are made bigger so that there is not a huge amount of empty space on the page. For some sets of patterns, the number of patterns that occur in a chart can vary tremendously. This attention to detail and the care with which we have put into developing these features makes a big difference for the user.

FORECASTING: In addition to producing secondary, solar arc, tertiary, minor, and degree-for-a-year progressed chart wheels, both direct and converse, Sirius can also calculate:

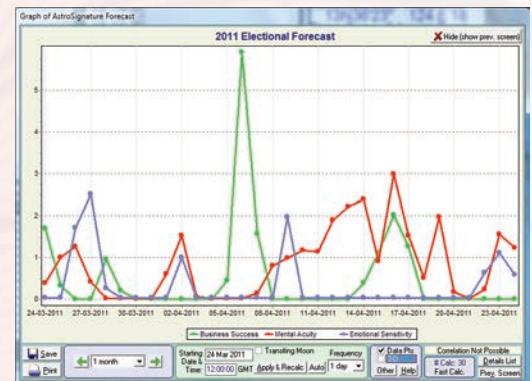
- Profections (1 house = 1 year formula), and Ascendant Arc, Vertex Arc, Solar Declination Arc, and Solar R.A. Arc, Naibod Arc, and User-Defined Arc directions, both direct and converse.
- Easily select from 4 methods of progressing secondary, tertiary, and minor progressions houses.
- Select whether you wish to use the terms "Secondary Progressions" or "Day-for-a-Year Progressions"
- Solar, Lunar, and Planet Returns (and also returns to an aspect to the natal planet, such as a demi-return).
- Calculate Phase Angle Returns, Phase Angle Returns in a Zodiac Sign (Tithi Return in Vedic astrology), and Diurnal Charts using 3 variations of the formula for calculating the Diurnal Chart. Phase Angle Returns are gaining increased popularity among serious astrologers. A Phase Angle Return is the time when two transiting planets reach the same angle as they have in the birth chart. In Sirius you can see the dates when Phase Angle Returns occur in the Time Line Format, and you can also produce a Phase Angle Return chart in case you want to interpret it in a similar manner to the way you interpret, for example, a Solar Return, chart. In Vedic astrology the Tithi Return is a Phase Angle Return that occurs in the same zodiac sign as the birth chart, and these can be calculated as well. Well-known astrologer Robert Blashke refers to phase angle returns as holographic, and he and other astrologers are very enthusiastic about their importance.
- Calculate a PreNatal Lutation Chart easily
- The PreNatal New Moon and PreNatal Full Moon can be selected in Sirius so that you can obtain the New Moon, Full Moon, or the lutation (New Moon if the Moon in the chart is waxing, and Full Moon if the the Moon in the chart is waning).
- A 3 Diurnal Chart can be selected with the following 3 variations of the calculation: "Sun-Mc Phase Angle Return", "Sun-Mc Phase Angle Return in Right Asc.", and "Sun-Asc Phase Angle Return". A Diurnal Chart is a chart calculated for the time you were born for any day.
- When you select the Diurnal Chart, you have options to select a number of consecutive charts and also to select a location. These features were implemented in Sirius with great care and attention so you can obtain the information that you really want, and to get it as easily as possible.
- Produce a Time Line Format forecast with the following 4-planet combinations formed between the transit or progressed chart and the natal chart: Midpoint-to-Midpoint conjunctions and oppositions, Same angle formed in the transit (or progressed chart) and natal chart, and also conjunctions and oppositions that occur in the composite chart.
- The Jonas astrological birth control method forecast can be produced in time line format. The Jonas method is based on the times that the transiting Sun and Moon are in the same angle as in the birth chart. These 4-planet patterns are used in symmetrical astrology and are gaining increased interest in recent years by several leading astrologers.
- Firdaria, Profections, and Huber Lifeclock Age Progression listings can also be produced.

PHASE ANGLE RETURN: When, for example, the transiting Sun/Jupiter midpoint is aligned (conjunct or opposition) the natal Sun/Jupiter midpoint OR the composite Sun and composite Jupiter (that is, the composite position of these planets formed between the transits and natal

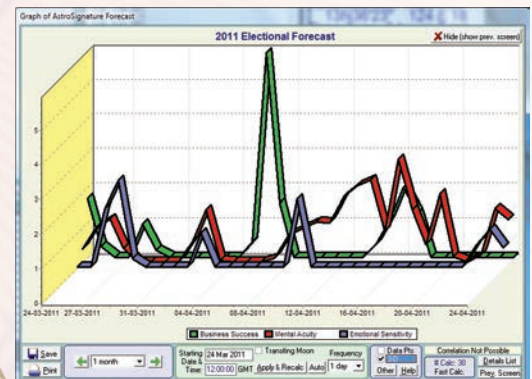
AYURVEDA ENCYCLOPEDIA




ELECTIONAL DATA POINTS



ELECTIONAL 3D



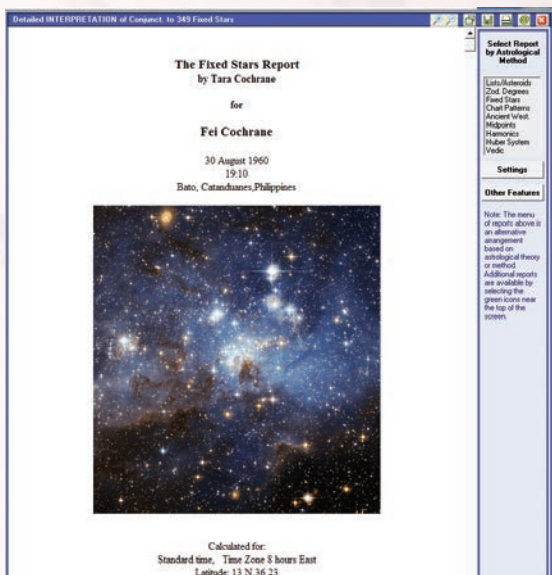
Monoceros



SIRIUS OPENING SCREEN



FIXED STARS REPORT



OPTIONAL PICATRIX TALISMAN IMAGES



chart) are aligned OR the transiting Sun-Jupiter angle is the same as the natal Sun-Jupiter angle (also known as a phase angle return or a mixed midpoint alignment), then a powerful interaction of the transiting Sun and Jupiter with the natal Sun and Jupiter occurs and we can expect the days when this influence is within orb to be a very powerful Sun-Jupiter day for the person. We can expect the person to be expansive, optimistic, and to attract new opportunities. With Sirius you can see these influences in the Time Line Format not only between transiting and natal planets but also between progressed and natal planets.

- An option to see symmetrical patterns between planets that are not the same (for example, transiting Sun and Jupiter in relationship to natal Mercury and Venus). The ability to see these powerful 4-planet patterns opens new doors in astrology. Because these patterns were not easy to see until now, astrologers have not been able to explore these ideas with the ease and simplicity as can be done with Sirius.
- The customizing of time line format, transiting and progressed text listings, and interpretive reports is easier in Sirius. We have moved the customizing buttons to tabs so that you can quickly and easily browse through the settings without having to return to a previous menu of selections.

PLANETARY STATIONS AND ZODIAC INGRESSES: The ability to obtain very accurately timed listings of when transiting planets station or ingresses into a new zodiac sign can be obtained in Sirius.

FORECAST LISTING WITH ASTROLOGICAL GLYPHS: Forecast listings can be produced either with or without astrological glyphs.

ASPECTS: The selection of aspects is easy and elegant, and organized. You can also display a bar that shows the sign the transiting or progressed planet is in, and also a bar for the house that it is in. Select specific combinations of transit-to-natal aspects rather than selecting a set of aspects that are applied to all of the transiting and natal planets selected.

ASTEROIDS ON TIMELINE FORECAST: Include up to ANY 8 asteroids as transiting (or progressed) or natal planets in the Time Line Format! Easily change any of these 8 transneptunian planets to be any asteroid. You can for example, see that transiting Eris or Sedna is conjunct a planet in your chart, or that transiting is Sun is conjunct natal Varuna today.

ASTROSIGNATURE & ELECTIONAL FORECAST: Astrosignature and Electional Forecast Graphs can be produced for a single day in Sirius, with calculations being performed periodically through the day. You can select how often the calculations are performed, and you can also select only part of the day.

For example, you could look at 9 AM to 2 PM with calculations every 10 minutes, or look at the entire day with calculations done every half hour. With this new feature you can, for example, run an Electional Forecast for Business Success, select a date (let's say it is February 10 for example), and then select February 10 to see the fluctuations that occur throughout the day. In order to provide this feature the influence of the Moon and/or the Asc and MC and house placements is included. A convenient check box appears when you are doing a 1-day detail analysis so that you can easily turn on or turn off either the transiting house cusps or the transiting Moon.

Ability to select place: Also important to make this graph meaningful is the ability to select a place for the calculations, for times to be in local clock time, and not GMT and for changes in daylight saving time to be automatically detected.

Astrological influences that can be included in the AstroSignature and Electional Forecast Graph: planetary dignities, void of course Moon, and the planetary hour. Include the transiting Asc and MC.

Classical Electional Graph: In Sirius you can select a Classical Electional Graph based on each of the 7 visible planets and also Classical Electional Graphs based on each of the 12 houses. The Classical Electional Graphs based on the planets use astrological influences like aspects of the ruler of the Asc, Asc sign, planetary hour, the essential dignity of the planet, Ptolemaic aspects, and conjunctions to particular fixed stars.

The Classical Electional Graphs based on the houses use astrological influences like void of course Moon, aspects to ruler of the Asc, and planets in the first house. By using classical rules, Sirius is able to produce a graph that shows how favorable or unfavorable a planet (the Sun, Moon, Mercury, Venus, Mars, Jupiter, or Saturn; we refer to the Sun and Moon as planets in astrology even though, of course, they are not) is throughout the day.

If, for example, you wish to know the most favorable times for Venus activities, then display the graph of Venus for the day for your place of residence and you have this information presented to you in a graph. Similarly, if you are electing a time that involves primarily the influences of the 7th house and 9th house, you can display a graph for each of these houses to assist you in electing the most auspicious time using methods that were widely used in Medieval Europe and are becoming increasingly popular today.

The Classical Electional Forecasts based on planets are based on the rules provided in the medieval book the Picatrix. An optional set of graphic images of the talismans described in Picatrix can also be purchased.

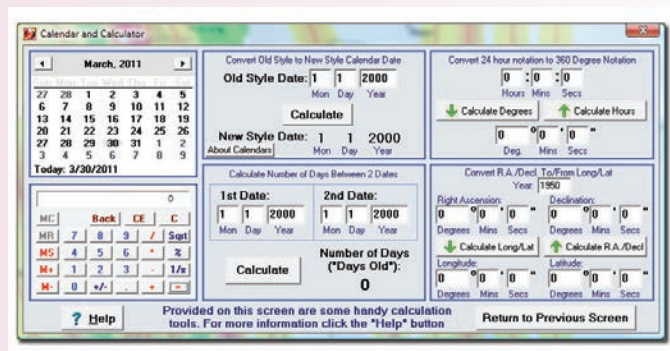
With the ease of use of having settings directly below the graph, and the ability to "zoom in" to a single day or even just a few hours and to zoom out to view months at a time, the AstroSignature and Electional Forecast Graphs enable you to see how a particular area of interest is affected at different times.

GRAPHIC FORMAT: Produce chart wheels and other graphics in PDF, JPG, GIF, TIF, BMP, PNG, and PCX format. Reports can also be saved in PDF, TXT, RTF, and HTML format. A clipboard option is also provided to easily transfer information from Sirius to other programs. PDF format is an excellent choice for interpretations that include graphics because the PDF format can combine text and graphics more simply than other formats (to be a bit more technical, the graphics are embedded in the document so all of the information is in one file).

GAUQUELIN SECTORS: The placement of planets in Gauquelin sectors, and the percent through each sector can also be produced. The time of the previous and next culmination/anti-culmination or rising/setting of each planet is also given for the purpose of validating the calculations.

LIFETIME PROGRESSED DECLINATION: A graphic ephemeris of the progressed chart in declination for the

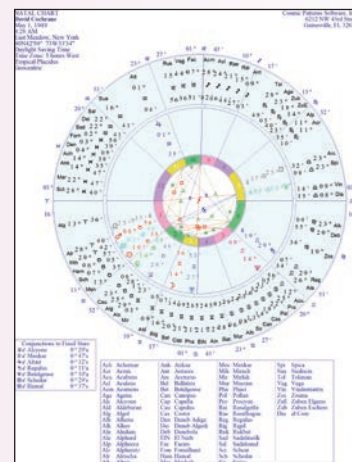
ADVANCED CALCULATOR AND CALENDAR



MIDPOINTS WHEEL



FIXED STAR WHEEL



period of a person's life is called the LifeTime Progressed Declination Graph. In Sirius you can easily obtain reports of nearly any kind of chart and combine different features so you can produce a Lifetime Progressed Declination Graph, as well as many other kinds of reports.

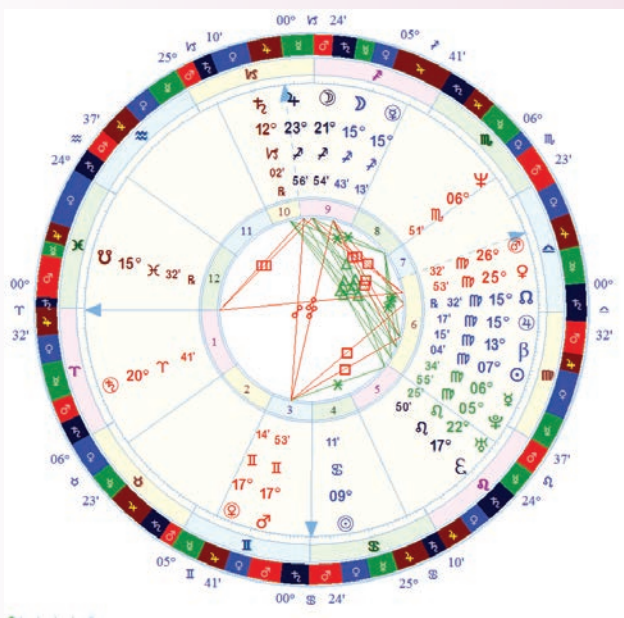
SELECT COMPLEX COMBINATIONS WITH EASE: Sometimes astrologers combine features in different ways. For example, in recent years a growing interest in obtaining the 9th harmonic chart of a composite chart has developed. In Sirius you can just as easily select the 9th harmonic of a composite chart as you do for any other chart. Sirius operates in a natural manner that makes it easy to achieve complex tasks just as easily as more commonly used features.

SEND E-MAIL: There are several different programming methods for providing the ability to e-mail. Many programs offer only one method. Sirius provides several so that it is possible to e-mail directly from Sirius with many different e-mail environments. Easily send e-mail directly from Sirius.

HARMONIC CHART WHEEL CAN SHOW ASPECTS IN NATAL CHART. In chart wheels of harmonic charts the aspect in the actual (first harmonic) chart can be displayed on aspect lines instead of the aspect in the harmonic chart a circle.

MORE PRIMARY DIRECTIONS: Some very technically advanced primary directions features have been added. Sirius 1.0 has a good set of options for primary directions with the ability to select the timing of primary directions according to Cardan, Ptolemy, Kepler, etc. In Sirius 1.1 the range of features for primary directions is expanded, and you can now produce primary directions listings:

HELLENISTICWHEEL



- (1) based on a calculation without latitude,
- (2) you can include planet crossings of planets over intermediate cusps using Placidian arcs, or you can select aspects to intermediate cusps using DeLuce's method,
- (3) you can choose whether you wish to include planet-to-planet primary directions, and if you do choose them, they can be calculated using either Placidian arcs or the Regiomontanus/Lilly method, and
- (4) You can select whether to include the 4 major asteroids and whether to include Chiron in the listings. Primary arc directions were a very important predictive method in ancient astrology, and more modern astrologers now use them. With these new features, Sirius 1.1 is capable of producing more of the variations in methods used and becoming increasingly popular today.

RESEARCH GAUQUELIN SECTORS: In Sirius 1.0 you can calculate the Gauquelin sectors for an individual but Gauquelin sectors were not available in the research section. Now the Gauquelin sectors are available in the research part of Sirius. The Gauquelin sector and the percent through the sector is displayed for each person and at the end of the list the total number of charts in each Gauquelin sector and the average percent through the sector for these charts is displayed.

A LIST OF HOSPITALS IS AVAILABLE FOR BIRTH CHARTS IN THE USA: Some cities are 10 miles or more in diameter. If a person is born on the east edge versus west edge of the city, there can be a difference in the house cusps of 10 or 15 minutes and in some cases even more. To obtain more accurate charts, you can now select the hospital where a person is born in many places in the USA (hospitals in other countries are not available).

MORE ASPECT GRID COMPARISON: Obtain an aspect grid that shows aspects between two charts but a small BiWheel was also included with it, and ability to obtain the aspect grid without the BiWheel. The flexible aspect grid is the new aspect grid that has aspects that can be customized in a way that is similar to customizing the aspects in a chart wheel. The caption for customizing aspect grid on this feature is labeled "Customize Wheel".

IMPORT DATA IN COMMA DELIMITED STANDARD TEXT FILES AND FLEXIBLE FORMAT: Birth data in delimited standard text files can now be imported if the birth date and time are in a particular format. When importing comma delimited files the user is prompted to select a place if the place is not found in the database, thereby allowing importing of data when the names of places are not in the database. There is also a new option for importing birth data that is in a standard text format with the data in columns that is very flexible in that you can specify at which column each piece of data begins.

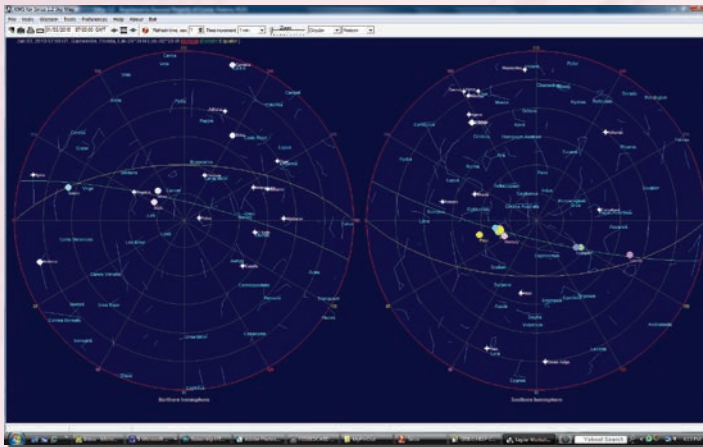
ARABIC PARTS ASTROMAP (shows where Planetary Pictures form): This new AstroMap draws line of where the relocated Asc and MC are conjunct and opposition Arabic Parts formed between 3 planets. These are equivalent to planetary pictures formed between the angular house cusp and 3 planets, so this feature may be of interest to both astrologers who use Arabic parts and who use planetary pictures. For astrologers who use planetary pictures and the system of Uranian astrology developed by Alfred Witte, the 8 hypothetical Uranian planets can be selected. A very large number of lines are produced if all planets are selected and the ability to easily select the planets that are

SARVATOBHADRA MARRIAGE MATCHING

Sarvatobhadra chakra, Cochrane, Feb. Aug. 20, 1963 11:10 UT, Bato, Philippines (Cebu, Philippines) Lat. 10°26' N, Lon. 124°18' E

S	Dhanusha	Satabisha	P. Bhadra	U. Bhadra	Revati	Aswini	Bharani	S	
Shravana	10	9	8	7	6	5	4	Kritika	
Asvini	10	9	8	7	6	5	4	Rohini	
U. Bhadra	10	9	8	7	6	5	4	Mithuna	
P. Bhadra	10	9	8	7	6	5	4	Ardra	
Moola	10	9	8	7	6	5	4	Punarvasu	
Jyestha	10	9	8	7	6	5	4	Purusha	
Anuradha	10	9	8	7	6	5	4	Ashlesha	
Vishakha	10	9	8	7	6	5	4	Magha	
Revathi	10	9	8	7	6	5	4	Chitra	
Aswini	10	9	8	7	6	5	4	Moolam	
Bharani	10	9	8	7	6	5	4	Purusha	
Kritika	10	9	8	7	6	5	4	Ashlesha	
Rohini	10	9	8	7	6	5	4	Magha	
Mithuna	10	9	8	7	6	5	4	Chitra	
Ardra	10	9	8	7	6	5	4	Moolam	
Punarvasu	10	9	8	7	6	5	4	Purusha	
Pushya	10	9	8	7	6	5	4	Ashlesha	
Chitra	10	9	8	7	6	5	4	Magha	
Moolam	10	9	8	7	6	5	4	Chitra	
Purusha	10	9	8	7	6	5	4	Moolam	
Ashlesha	10	9	8	7	6	5	4	Purusha	
Magha	10	9	8	7	6	5	4	Ashlesha	
Chitra	10	9	8	7	6	5	4	Magha	
Moolam	10	9	8	7	6	5	4	Chitra	
Purusha	10	9	8	7	6	5	4	Moolam	
Ashlesha	10	9	8	7	6	5	4	Purusha	
Magha	10	9	8	7	6	5	4	Ashlesha	
Chitra	10	9	8	7	6	5	4	Magha	
Moolam	10	9	8	7	6	5	4	Chitra	
Purusha	10	9	8	7	6	5	4	Moolam	
Ashlesha	10	9	8	7	6	5	4	Purusha	
Magha	10	9	8	7	6	5	4	Ashlesha	
Chitra	10	9	8	7	6	5	4	Magha	
Moolam	10	9	8	7	6	5	4	Chitra	
Purusha	10	9	8	7	6	5	4	Moolam	
Ashlesha	10	9	8	7	6	5	4	Purusha	
Magha	10	9	8	7	6	5	4	Ashlesha	
Chitra	10	9	8	7	6	5	4	Magha	
Moolam	10	9	8	7	6	5	4	Chitra	
Purusha	10	9	8	7	6	5	4	Moolam	
Ashlesha	10	9	8	7	6	5	4	Purusha	
Magha	10	9	8	7	6	5	4	Ashlesha	
Chitra	10	9	8	7	6	5	4	Magha	
Moolam	10	9	8	7	6	5	4	Chitra	
Purusha	10	9	8	7	6	5	4	Moolam	
Ashlesha	10	9	8	7	6	5	4	Purusha	
Magha	10	9	8	7	6	5	4	Ashlesha	
Chitra	10	9	8	7	6	5	4	Magha	
Moolam	10	9	8	7	6	5	4	Chitra	
Purusha	10	9	8	7	6	5	4	Moolam	
Ashlesha	10	9	8	7	6	5	4	Purusha	
Magha	10	9	8	7	6	5	4	Ashlesha	
Chitra	10	9	8	7	6	5	4	Magha	
Moolam	10	9	8	7	6	5	4	Chitra	
Purusha	10	9	8	7	6	5	4	Moolam	
Ashlesha	10	9	8	7	6	5	4	Purusha	
Magha	10	9	8	7	6	5	4	Ashlesha	
Chitra	10	9	8	7	6	5	4	Magha	
Moolam	10	9	8	7	6	5	4	Chitra	
Purusha	10	9	8	7	6	5	4	Moolam	
Ashlesha	10	9	8	7	6	5	4	Purusha	
Magha	10	9	8	7	6	5	4	Ashlesha	
Chitra	10	9	8	7	6	5	4	Magha	
Moolam	10	9	8	7	6	5	4	Chitra	
Purusha	10	9	8	7	6	5	4	Moolam	
Ashlesha	10	9	8	7	6	5	4	Purusha	
Magha	10	9	8	7	6	5	4	Ashlesha	
Chitra	10	9	8	7	6	5	4	Magha	
Moolam	10	9	8	7	6	5	4	Chitra	
Purusha	10	9	8	7	6	5	4	Moolam	
Ashlesha	10	9	8	7	6	5	4	Purusha	
Magha	10	9	8	7	6	5	4	Ashlesha	
Chitra	10	9	8	7	6	5	4	Magha	
Moolam	10	9	8	7	6	5	4	Chitra	
Purusha	10	9	8	7	6	5	4	Moolam	
Ashlesha	10	9	8	7	6	5	4	Purusha	
Magha	10	9	8	7	6	5	4	Ashlesha	
Chitra	10	9	8	7	6	5	4	Magha	
Moolam	10	9	8	7	6	5	4	Chitra	
Purusha	10	9	8	7	6	5	4	Moolam	
Ashlesha	10	9	8	7	6	5	4	Purusha	
Magha	10	9	8	7	6	5	4	Ashlesha	
Chitra	10	9	8	7	6	5	4	Magha	
Moolam	10	9	8	7	6	5	4	Chitra	
Purusha	10	9	8	7	6	5	4	Moolam	
Ashlesha	10	9	8	7	6	5	4	Purusha	
Magha	10	9	8	7	6	5	4	Ashlesha	
Chitra	10	9	8	7	6	5	4	Magha	
Moolam	10	9	8	7	6	5	4	Chitra	
Purusha	10	9	8	7	6	5	4	Moolam	
Ashlesha	10	9	8	7	6	5	4	Purusha	
Magha	10	9	8	7	6	5	4	Ashlesha	
Chitra	10	9	8	7	6	5	4	Magha	
Moolam	10	9	8	7	6	5	4	Chitra	
Purusha	10	9	8	7	6	5	4	Moolam	
Ashlesha	10	9	8	7	6	5	4	Purusha	
Magha	10	9	8	7	6	5	4	Ashlesha	
Chitra	10	9	8	7	6	5	4	Magha	
Moolam	10	9	8	7	6	5	4	Chitra	
Purusha	10	9	8	7	6	5	4	Moolam	
Ashlesha	10	9	8	7	6	5	4	Purusha	
Magha	10	9	8	7	6	5	4	Ashlesha	
Chitra	10	9	8	7	6	5	4	Magha	
Moolam	10	9	8	7	6	5	4	Chitra	
Purusha	10	9	8	7	6	5	4	Moolam	
Ashlesha	10	9	8	7	6	5	4	Purusha	
Magha	10	9	8	7	6	5	4	Ashlesha	
Chitra	10	9	8	7	6	5	4	Magha	
Moolam	10	9	8	7	6	5	4	Chitra	
Purusha	10	9	8	7	6	5	4	Moolam	
Ashlesha	10	9	8	7	6	5	4	Purusha	
Magha	10	9	8	7	6	5	4	Ashlesha	
Chitra	10	9	8	7	6	5	4	Magha	
Moolam	10	9	8	7	6	5	4	Chitra	
Purusha	10	9	8	7	6	5	4	Moolam	
Ashlesha	10	9	8	7	6	5	4	Purusha	
Magha	10	9	8	7	6	5	4	Ashlesha	
Chitra	10	9	8	7	6	5	4	Magha	
Moolam	10	9	8	7	6	5	4	Chitra	
Purusha	10	9	8	7	6	5	4	Moolam	
Ashlesha	10	9	8	7	6	5	4	Purusha	
Magha	10	9	8	7	6	5	4	Ashlesha	
Chitra	10	9	8	7	6	5	4	Magha	
Moolam	10	9	8	7	6	5	4	Chitra	
Purusha	10	9	8	7	6	5	4	Moolam	
Ashlesha	10	9	8	7	6	5	4	Purusha	
Magha	10	9	8	7	6	5	4	Ashlesha	
Chitra	10	9	8	7	6	5	4	Magha	
Moolam	10	9	8	7	6	5	4	Chitra	
Purusha	10	9	8	7	6	5	4	Moolam	
Ashlesha	10	9	8	7	6	5	4	Purusha	
Magha	10	9	8	7	6	5	4	Ashlesha	
Chitra	10	9	8	7	6	5	4	Magha	
Moolam	10	9	8	7	6	5	4	Chitra	
Purusha	10	9	8	7	6	5	4	Moolam	
Ashlesha	10	9	8	7	6	5	4	Purusha	
Magha	10	9	8	7	6	5	4	Ashlesha	
Chitra	10	9	8	7	6	5	4	Magha	
Moolam	10	9	8	7	6	5	4	Chitra	
Purusha	10	9	8	7	6	5	4	Moolam	
Ashlesha	10	9	8	7	6	5	4	Purusha	
Magha	10	9	8	7	6	5	4	Ashlesha	
Chitra	10	9	8	7	6	5	4	Magha	
Moolam	10	9	8	7	6	5	4	Chitra	
Purusha	10	9	8	7	6	5	4	Moolam	
Ashlesha	10	9	8	7	6	5	4	Purusha	
Magha	10	9	8	7	6	5	4	Ashlesha	
Chitra	10	9	8	7	6	5	4	Magha	
Moolam	10	9	8	7	6	5	4	Chitra	
Purusha	10	9	8	7	6	5	4	Moolam	
Ashlesha	10	9	8	7	6	5	4	Purusha	
Magha	10	9	8	7	6	5	4	Ashlesha	
Chitra	10	9	8	7	6	5	4	Magha	
Moolam	10	9	8	7	6	5	4	Chitra	
Purusha	10	9	8	7	6	5	4	Moolam	
Ashlesha	10	9	8	7	6	5	4	Purusha	
Magha	10	9	8	7	6	5	4	Ashlesha	
Chitra	10	9	8	7	6	5	4	Magha	
Moolam	10	9	8	7	6	5	4	Chitra	
Purusha	10	9	8	7	6	5	4	Moolam	
Ashlesha	10	9	8	7	6	5	4	Purusha	
Magha	10	9	8	7	6	5	4	Ashlesha	
Chitra	10	9	8	7	6	5	4	Magha	
Moolam	10	9	8	7	6	5	4	Chitra	
Purusha	10	9	8	7	6	5	4	Moolam	
Ashlesha	10	9	8	7	6	5	4	Purusha	
Magha	10	9	8	7	6	5	4	Ashlesha	
Chitra	10	9	8	7	6	5	4	Magha	
Moolam	10	9	8	7	6	5	4	Chitra	
Purusha	10	9	8	7	6	5	4	Moolam	
Ashlesha	10	9	8	7	6	5	4	Purusha	
Magha	10	9	8	7	6	5	4	Ashlesha	
Chitra	10	9	8	7	6	5	4	Magha	
Moolam	10	9	8	7	6	5	4	Chitra	
Purusha	10	9	8	7	6	5	4	Moolam	
Ashlesha	10	9	8	7	6	5	4	Purusha	
Magha	10	9	8	7	6	5	4	Ashlesha	
Chitra	10	9	8	7	6	5	4	Magha	
Moolam	10	9	8	7	6	5	4	Chitra	
Purusha	10	9	8	7	6	5</			

SKY MAP



involved in the arabic part/planetary picture is very helpful, as well as Sirius's ability to select geographic areas of different sizes.

CUSTOMIZE OF COLORS IN TIME LINE FORMAT: In Time Line format forecasts, the colors of hard, soft, and minor aspect time line bars can now be selected.

REMOVE INTERMEDIATE HOUSE CUSPS FROM A CHART WHEEL: Intermediate house cusps can be removed from chart wheels while keeping the angular house cusps in the wheel. You can also remove the intermediate house cusp positions from the outer edge of the wheel.

ANARETA (killing planet) ADDE: When selecting ancient western astrological information, the selection of the alcohodon has been changed to the selection of the alcohodon and anareta. Two different variations of the calculation of the anareta are provided.

FIXED STARS REPORT: An extraordinarily comprehensive and useful analysis of the mythology, legends, and astrological interpretations given by different astrologers of fixed stars can now be produced for planets conjunct over 300 fixed stars in a birth chart. Through an exhaustive research effort we have assembled this information so that you can more easily explore the effects of fixed stars in a birth chart.

PLANETS IN HOUSES IN ASTROMAPS: AstroMaps generally emphasize aspect lines formed by the planetary positions with the relocated Ascendant and MC. In Sirius, we introduce the ability to include the influence of planets in houses as well. This is made possible by shading regions of the world in a Treasure Map where a planet is in a house.

NEW UTILITY FEATURES OF MERGING COLUMNS IN TEXT FILES AND ZIPPING FILES: Sirius has evolved into becoming an enormous resource for solving many problems that you may encounter in astrology and sometimes outside of astrology. A new feature for merging columns in columns in two or more text files was added while we were conducting research on Gauquelin sectors and we wanted to merge results from several different analyses into one file. Rather than find a program to do this, we added this feature to Sirius. We also added a feature to compress files into a zip file.

EXTRACT FILES IN A ZIP FILE: This feature is not directly related to astrological calculations or features needed in Sirius, but sometimes you may encounter a situation where you want to extract files in a zip file. In some versions of

Windows the ability to do this is provided but in other versions of Sirius you may need to download and install a program to provide this capability when you need this feature. This feature can be very handy because it enables you to extract the files without needing to find software to do this.

SELECTION OF ESSENTIAL DIGNITIES IN THE ANCIENT WESTERN LISTING: You can now select from a list of different essential dignities tables for the ancient western listing. This feature is very helpful because ongoing research into ancient western methods is revealing that different essential dignity values were used at different points in history and by different astrologers.

SAVE AND RESTORE SETTINGS IN GRAPHIC EPHEMERIS: You can save the settings you have selected in the Graphic Ephemeris and restore them at a later time. This is helpful for astrologers who work intensively with the Graphic Ephemeris and different groups of settings that are often used.

SELECT SERIES OF HARMONIC RETURNS MORE EASILY: You can easily select a series of planet returns. For example, you may wish to select the chart for the time that the transiting Moon forms multiples of 45 degree angles (8th harmonic, which are these 8 angles: 0, 45, 90, 135, 180, 225, 270, and 315 degrees) to the natal Moon approximately every 3 1/2 days. Another example are "enneads" which are the charts constructed for the time that the transiting Sun forms multiples of 40 degrees to the natal Sun approximately every 40 days. These charts can be selected in Sirius 1.0 and in Kepler 7, but they can be selected more quickly and easily in Sirius 1.1.

SAVE AND PRINT ANIMATED BIWHEELS, TRIWHEELS, AND QUADWHEELS: Animated BiWheels, TriWheels, and QuadWheels can be printed and saved to file: After selecting an animated BiWheel, TriWheel, or QuadWheel, select the "Pause" button, and now a "Save" and a "Print" button are displayed, so that you can save the wheel being viewed to file or print it. We received requests for this feature from several customers

FLEXIBLE ORDER OF ASPECTS IN TIME LINE FORMAT: The Time Line Format forecast information can be displayed in order of either the transiting planet, the natal planet, or the aspect instead of chronological order. Many users especially find transiting planet order to be very convenient. When transiting planet order is selected, the transits are listed in the order of the most outer planet to more inner planets, so that transiting Pluto is listed first, followed by Neptune, etc.

USER DEFINED ESSENTIAL DIGNITIES IN CHART WHEELS: Create your own essential dignities table. Even though Dorothean, Ptolemaic, and Egyptian essential dignities tables are already provided and most astrologers, who use essential dignities tables, use one of these 3 tables.

A user-defined table capability is provided as well.



MOON CALENDAR

Day	Longitude	Age	Sun-Moon angle	Hum. %	Dist. km	Phase
01	00° 45' 26.88"	52°10'	7.75	361,425		
02	22° 38' 01.2750"	19°50'	3.02	364,825		
03	05° 03' 28.89"	07°54'	0.40	368,079		
04	17° 52' 03.32"	360°07'	0.13	369,881		New Moon (04 Jan, 04:04)
05	00° 00' 27.127"	344°19'	1.95	365,266		
06	12° 48' 12.20"	339°12'	5.47	360,618		
07	25° 36' 00.311"	322°02'	10.73	401,481		
08	07° 01' 41.02"	311°02'	17.36	403,831		Waning crescent (08 Jan, 03:21)
09	18° 06' 4.81"	300°09'	24.09	404,808		
10	00° 19' 49.580"	289°18'	30.05	404,837		
11	12° 19' 49.580"	278°27'	42.81	403,836		
12	24° 19' 31.788"	267°37'	52.31	403,893		First quarter (12 Jan, 06:33)
13	06° 05' 49.850"	256°21'	61.88	397,380		
14	19° 13' 3.44"	244°59'	71.22	392,638		
15	01° 35' 10.40"	233°15'	79.36	387,222		
16	15° 35' 11.28"	221°09'	87.68	381,461		Waning gibbous (16 Jan, 04:29)
17	28° 35' 12.41"	209°52'	95.93	376,825		
18	12° 35' 31.1347"	199°44'	98.13	376,783		
19	26° 35' 49.1456"	182°27'	99.52	364,755		Full Moon (19 Jan, 16:22)
20	11° 35' 16.68"	169°52'	98.99	364,688		
21	26° 35' 11.1681"	159°07'	95.26	362,868		
22	11° 35' 01.1734"	141°19'	86.34	363,144		
23	26° 35' 49.1456"	122°02'	80.46	364,747		Waning gibbous (22 Jan, 23:02)
24	11° 35' 01.1734"	114°04'	70.42	367,395		
25	24° 34' 24.36"	102°40'	59.46	370,767		
26	08° 05' 33.2232"	87°50'	49.25	374,593		Last quarter (26 Jan, 07:58)
27	22° 05' 13.2336"	75°11'	37.37	378,493		
28	05° 35' 24.36"	62°50'	27.30	382,420		
29	18° 35' 41.2537"	50°45'	18.45	386,226		
30	01° 35' 34.2634"	38°52'	11.14	390,802		Waning crescent (29 Jan, 23:35)
31	14° 35' 14.2736"	27°14'	5.58	393,179		

Sign	Day	Time
♈	31 Fri	20:21
♉	03 Mon	02:29
♊	05 Wed	11:09
♋	07 Fri	21:57
♌	10 Mon	10:24
♍	12 Wed	22:37
♎	15 Sat	09:23
♏	17 Mon	14:29
♐	19 Wed	17:16
♑	21 Fri	18:10
♒	23 Sun	18:59
♓	25 Tue	21:15
♈	28 Fri	01:55
♉	30 Sun	09:04

Void begins	Last aspect	Void ends	Sign (ingress)
02, 21:09	♈ ♉	05, 02:39	♈
05, 02:15	♈ ♊	05, 11:08	♈
07, 15:51	♈ ♋	07, 21:57	♈
10, 06:12	♈ ♌	10, 10:24	♈
12, 21:47	♈ ♍	12, 22:37	♈
15, 02:47	♈ ♎	15, 09:23	♈
17, 12:57	♈ ♏	17, 14:29	♈
19, 16:26	♈ ♐	19, 17:16	♈
21, 13:57	♈ ♑	21, 18:10	♈
23, 15:08	♈ ♒	23, 18:59	♈
25, 17:04	♈ ♓	25, 21:15	♈
27, 22:01	♈ ♈	30, 01:55	♈
30, 05:10	♈ ♉	30, 09:04	♈

TABLE OF ASTEROIDS IN CHART WHEELS: A table that indicates the asteroids placed in a wheel can be included with the chart wheel. For example, suppose you have added asteroids Eris, Sedna, and Varuna to the chart wheel. You will see "Eri", "Sed", and "Var" in the chart wheel. If the asteroid has a glyph, you also have the option of displaying the glyph instead. If, there is a glyph for Eris (in fact, a choice of 4 different ones), so the glyph of Eris can be displayed instead of "Eri".

Whether "Eri" is displayed or the glyph, it may be unclear as to what "Eri" or "Sed", etc. indicates. A clever astrologer can guess that they are probably "Eri" indicates Eris and "Sed" indicates Sedna but, unlike the planets, accepted glyphs for the asteroids have not yet been developed and the abbreviations may also not be obvious. Therefore, a table that indicates what the abbreviations or glyphs are can be helpful to others who may view the chart wheel.

ASTROSIGNATURE RESEARCH WITH ONLY CHARTS WITH A GOOD ACCURACY RATING: When conducting AstroSignature research, you can specify an accuracy rating of "AA", or of "A" or higher, or "B" or higher, for example, so that charts that have less accurate birth information are excluded. There is also a feature to skip the Gauquelin data and other research data that does not have a person's name assigned to it. This speeds up the research calculations and eliminates unnecessary information when, for example, you wish to only see charts of famous people.

NEW PLANET GLYPH OPTIONS: Optional glyphs for Uranus, Neptune, Pluto, and Eris have been added. There are now 3 Uranus glyphs, 2 Neptune glyphs, 4 Pluto glyphs, and 4 Eris glyphs.

USER INTERFACE IMPROVEMENTS: There are several minor improvements to the user interface. We have a goal that each new version of our software should not only be more powerful but also even easier to use, and the improved ease of use often appears as information that is better organized or being able to access information more easily. For example, when customizing a wheel, it was not completely obvious that clicking on the planets or "Asteroids/Lots" check boxes in the "Planets" tab opened a window that allows you to select which planets, asteroids, and lots are desired in the chart wheel. This has been made more obvious by placing this text in a button rather than simply being a caption for the check box.

EXPORT AND IMPORT SPECIFIC WHEEL STYLES: You can export and import specific wheel styles, which provides you a way of transferring specific wheel styles rather than all wheel styles to another computer. This is a feature that is not important for most users but we have received an occasional request for this feature. To transfer a wheel style from one computer to another, export the wheel style, copy the exported wheel style file to the other computer and then import the wheel style.

EASIER BACKING UP OF FILES THAT YOU HAVE CUSTOMIZED: A feature to make it easy to backup files that you have customized has been added. You may, for example, customize a wheel style or a particular listing, aspects, or orbs, and you may wish to backup the file that this information is saved in so that if your computer should malfunction, you will not lose the customizing that you have done. In fact, this is very important to do. The file that nearly every user backs up is the birth data file because most users save birth data that has been entered, and an easy way to backup and restore this file is already provided. However, finding files for other customizing that you have done may not be easy, especially if you are not an experienced computer user. With Sirius 1.1, this problem has been solved and you can easily back up these files.

MARGINS OF REPORTS DISPLAYED ON THE SCREEN: Interpretive reports and listings that appear in the Interpretation Window can be saved with margins in HTML and PDF format.

DEFAULT DENSITY SETTING FOR SAVING FILES IN JPEG FORMAT: Chart wheels and other graphic reports can now be displayed in JPEG format with a default pixel density. The following discussion is a bit technical and you may skip this information as it is not likely to be important for most users: Pixel density is a concept used by Adobe Photoshop and a few other programs to determine how large the image is. Not all software programs use this concept, and it is a feature available for images in JPEG format but not other formats supported by Sirius. Pixel density is often confused with the resolution of the image but it is not the resolution. Suppose you have an image that is 300 x 300 pixels. This is the resolution of the image, i.e. 300 x 300. This image can be displayed as a 1" x 1" image at a pixel density of 300 dpi, as a 2" x 2" image at 150 dpi, and as a 3" x 3" image at 100 dpi.

IMPROVEMENTS TO DATABASE OF FAMOUS PEOPLE: New additions of famous people to the database and corrections to the birth data or notes on the famous person. Research into the data of famous people is ongoing.

SPECIFYING DATA IN A PLANET MANDALA: In a Planet Mandala a date can be displayed in the mandala. the date can be the date halfway through the time period of the Planet Mandala or it can be the date of the person's chart if this date is within the time range of the Planet Mandala calculations.

QUANTITATIVE SYNODIC CYCLE RESEARCH: In this research feature you select two planets and a price or other performance file (such as the Dow Jones Industrial Average, commodity, or stock price, for example), and see a line graph of prices plotted against each degree of angular separation. A single planet's position in the zodiac can also be selected. A comparison to prices or to daily percent price change can be produced. This is a feature that can be helpful particularly to researchers of financial astrology who are interested in the relationship of synodic cycles to prices.

EASY SELECTION OF FREQUENTLY SELECTED BIRTH DATA CATEGORIES:

In the data entry screen, when selecting the category for birth data, the 15 most recently selected categories are displayed in the drop down list so that you can more quickly select categories that you use frequently.

PARAN MAPS: Paran Maps are available as one of the AstroMaps. If selecting a Paran Map for the entire world, for example, it is not possible to display all paran lines because there are too many, so you may select the specific paran lines you wish to have. For smaller the geographic areas you can select more paran lines without having excessive overlap of lines.

ADJUST LIMITATIONS IN HOUSE CUSP CALCULATIONS OF ANCEINT CHARTS:

In Sirius 1.1 you can select a range of reasonable "delta t" values to obtain a range of reasonably accurate house cusps for ancient birth charts. Many of us have become so accustomed to the wonders of science and computer technology that we may not be aware of some limitations, such as the fact that house cusps cannot be calculated with complete accuracy for ancient charts, and therefore house cusps can be incorrect even if the birth data is correct for a chart calculated several hundred years ago or more. For birth charts before about the year 1700 and after about the year 2200 astronomers are unable to precisely determine the exact speed of rotation of the Earth, and consequently house cusps cannot be calculated within 1 minute of arc accuracy. The astronomical calculation relevant to this issue is called "delta t". In the data entry screen for charts with these data, a "Delta t" button is now available and it provides you the ability to adjust Delta t within a range desired. For example, for a particular year scientists may have determined that delta t is known with 95% accuracy to be within a 1 minute time range. You can adjust delta t to be, for example, at the 95% level above or below the standard value and you can thereby calculate the chart that is less likely to be accurate than with the default setting, but is still possibly correct given the limits of current understanding of the changes in the Earth's rotational speed.

ADVANCED ASTROSIGNATURE FORECAST FEATURE - EXPONENTIAL SUMMATIONS:

Select Exponential Summation Percent and Exponential Summation Scaling factors when creating forecast AstroSignatures. These are advanced features used in the new Tao Financial Forecast option to predict prices of the Dow Jones Industrial Average. Exponential summation is a calculation that allows the effect of an astrological influence to have a cumulative effect on prices rather than ending when an aspect between two planets is out of orb. A simple example is this: suppose Jupiter trine Uranus is associated with a rise in prices. Rather than the forecasted price returning back to normal when the aspect is out of orb, the exponential summation calculation results in a longer lasting effect on prices that is different from simply making the separating orb larger.

PREVENTING OVERLAPPING HOUSE CUSP POSITIONS IN CHART WHEELS AT HIGH LATITUDE:

In places with high latitudes, such as in Scandinavia, for example, a chart wheel with unequally spaced house cusps can have two house cusps so close together that the cusps overlap. Now the house cusps positions are separated from each other so they do not overlap. You can control the amount of overlap and remove this new feature entirely if desired.

DEVORE ENCYCLOPEDIA: In the AstroEncyclopedia feature of Sirius we have added the DeVore Encyclopedia. This

comprehensive encyclopedia of astrological terms and definitions adds more information to the AstroEncyclopedia.

LAGNA KENDRADI VEDIC DASA: You can now produce Vedic Dasas using the Lagna Kendradi method.

BACKGROUND IMAGES OF THE VEDIC CHAKRAS: You can place a background image behind the Vedic chakra wheels

NEW VEDIC CALCULATIONS: In the main Vedic screen various details like strength calculations, etc. can be displayed in the lower right corner. In Sirius 1.1 the following additional information can be displayed here if desire: Chart Summary table including deities, genders, colors, governance, caginet, varnas, gunas, abodes, dhaatus, periods, tastes, ritus, moola, and jeeva.

SELECT ONLY ECLIPSES THAT ASPECTS A PARTICULAR DEGREE:

When viewing an Eclipse Map you now have the option to list only eclipses that occur at a particular degree or that are opposition, square, trine, or sextile this degree. This allows you to view eclipse maps that activate a particular zodiac degree area. You can specify an orb surrounding the degree so that you can, for example, view eclipses that occur across 3 degrees.

MAXIMUM POINT OF ECLIPSE INDICATED: In an Eclipse Map you can have the point where the maximum eclipse occurs be indicated with an asterisk. As with the starting and ending points of the eclipse, the date and time of eclipse maximum are also indicated.

NEW GRAPHIC EPHEMERIS OPTIONS: You can now select a place for transit calculations and a house system so that transiting and progressed cusps are calculated with these values.

SELECT ONLY ECLIPSE THAT ASPECT A PARTICULAR DEGREE: In the Business Manager feature you can now print a batch of envelopes as a convenience when you are sending mail to a group of clients.

INTERACTIVE ASTROMAP: When viewing an AstroMap, icons to the left of the AstroMap allow you to zoom in, zoom out, scroll, and scroll the AstroMap area being viewed directly on the AstroMap without leaving the AstroMap being viewed.

ANIMATED SKY MAP: A Sky Map is a map of the sky for any chart can be displayed on the screen. You can view a circular representation of the sky that was above the horizon, and another circular representation of the sky below the horizon in real time. These circular representations give a fairly accurate image of how the sky actually looked. Because the computer screen and a piece of paper are in 2 dimensions and the stars in the sky are placed like lights

MUHURTA IMAGES



inside a sphere, any representation on the computer screen or on a piece of paper is not completely accurate. Viewing the sky in 2 circular halves gives a rough approximation.

You can also view the sky in a rectangular coordinate graph as well. You can also view the planets from the perspective of the ecliptic plane or equatorial plane, as well as the horizon plane. The ecliptic, equatorial, and horizon planes are also drawn in these Sky Maps, giving you a picture of how planets and fixed star positions vary depending on the coordinate system you use. These Sky Maps give you a better idea of what the sky actually looked like at the time of someone's birth than a traditional astrological chart wheel does, and can give you a new perspective and appreciation of the appearance of the sky. The ability to easily choose a perspective based on the ecliptic, equator, or horizon and to choose either a circular or rectangular presentation makes the Sky Maps feature of Sirius very flexible and easy to use. The animation time increment can be adjusted.

CHAKRA CHART: Chakra Chart can now use abbreviated words instead of astrological glyphs.

MUHURTA: Now have specified graphics per Muhurta. You can also add color to the Muhurta background.

MARRIAGE MATCHING: This table of Marriage Matching compatibility is based on a widely used analysis done in Vedic astrology. The books "Light on Relationships" by Hart de Fouw and Robert Sv boda (publisher: Samuel Wiser, 2000) and "Matching for Marriage by Kootas and Birthcharts" by S. Natarajan (publisher: Sagar Publications, 1998) were used as the basis for the calculations.

The calculation of the eight Marriage Matching areas is based on comparing the Moon positions of the two people to be married. Rasi and Vashyam are based on Moon signs, Rasiyadhipathi is based on the relationship of the ruling planets of the Moon signs, and the other five Marriage Matching areas are based on comparing the nakshatra placement of the Moon in both charts. Given below is the area of life affected by the eight Marriage Matching comparisons.

Dhinam: Health of the husband and wife, being free of disease, length of life.

Ganam: Compatibility of sex life.

Yoni: This is another indication of sexual compatibility.

Rasi: Indicates whether there will be children or, according to some astrologers, whether the wife will have a good relationship with her in-laws.

Rasiyadhipathi: Indicates whether the couple will have children.

Vashyam: Mutual love and attachment.

Rajju: Long life for the husband and happiness of the wife.

Vedha: Protection from evil and problems. A happy and prosperous married life.

GENDER (add gender: Male or Female to entry): By selecting the gender here in the data entry screen, Sirius knows the gender of the people so that when you select a compatibility report or the Vedic Marriage Matching Report (which require you to select the gender of each person), a compatibility report with the correct gender selections for the two people will be selected by default. Some users find this convenient and also helpful because the gender of some people cannot be determined by their name and if you select a report at a future date, you may not remember the gender of the people.

NEW VEDIC CALCULATIONS ADDED: Sarvatobahdra Chakra, Sudasa Dasa, Nirayana Shoola Dasa, Drigdasa Dasa, Shoola Dasa, Kalachackra Dasa, Varshapal, Harsha Bala, Sahams, etc. Customize Vedic Dasa is now easier.

MOON CALENDAR: Moon Calendar with Void of Course Moon Listing.

SIDEREAL/PRECESED SOLAR RETURN: Sidereal Precessed Solar Return chart in Kepler WorkShop

ECLIPSE: Map Region included

E-MAIL: Export email addresses to a file. Send mass e-mail to your customers entered in Sirius or Kepler WorkShop

ABILITY TO IMPORT SCORES THAT ARE ASSIGNED TO A PERSON FOR A PARTICULAR ASTRO SIGNATURE: This feature is helpful when conducting research that compares a score that a person has and a statistical test is being conducted to compare the performance score with astrological influences. This feature was added to assist in a research project replicating the findings of Michel Gauquelin but using extraversion-introversion scores instead of eminence in a profession as the dependent variable.

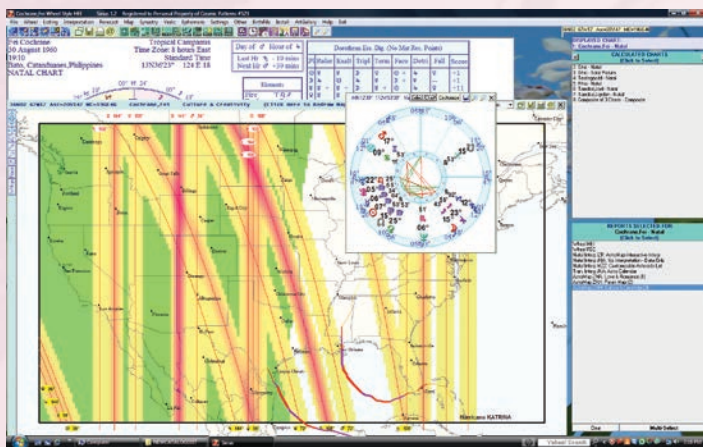
SYNODIC CYCLE AND GAUQUELIN SECTORE ANALYSIS OF NATAL CHART: This new feature provides a way of seeing how angular distributions correlate with a performance score. This feature was used in a study that compared extroversion-introversion scores on a psychological test with angular distributions of planets to answer the question "Do people who score higher on this test score tend to have particular angular distances between planets?". The combination of quantitative and visual tools makes this a powerful new research feature for astrologers doing conducting sophisticated research.

EASIER SELECTOION OF A GROUP OF CHARTS: When you select the "Get Group of Charts" button in Sirius, there are more options and greater flexibility on the screen that is displayed. You can change the category of charts being selected from without exiting this window. You may, for example, decide that you wish to read in some guitarists or astrologers or a class of students without needing to enter the name of each person. After clicking on the "Get a Group" button, you can change the category of charts being accessed without exiting this window, which is convenient.

A CATEGORY OF CHARTS CAN BE MOVED TO A NEW CATEGORY: You can easily assign a group of charts to a new category. This is useful, for example, if you entered charts as My Data and you now wish to move some of the charts to My Categories that you identify as "Horary", "Astro Class 101, Spring, 2009", etc.

JONAS BIRTH CONTROL LISTING: You can produce a Jonas Birth control time line. You can produce a listing and the time in GMT is given as well as the date. You can produce the listing for up to 100 years whereas time lines can be produced for only up to one year.

GRAPH OF GAUQUELIN SECTORS RESEARCH RESULTS: When researching planets in Gauquelin sectors you can produce a line graph of the results. You can view a graph of totals for either 36 Gauquelin sectors or totals for 3 consecutive sectors are combined together for a total of 12 sectors, a well as finer divisions of 72, 120, 180, and 360 sectors which makes it possible to see changes in distributions of a planet in the diurnal cycle in more detail than was reported in the original Gauquelin studies. The graph can be saved to file or printed.



RESEARCH GAUQUELIN SECTORS WITH POINTS ASSIGNED TO A PLANET IN A SECTOR: When producing a list of charts with a planet in a Gauquelin sector, you can assign points to a planet in each sector. The result can be saved to file and merged with other files to be used as a data file by a statistics program for quantitative research analysis.

RESEARCH ANGULAR DISTANCE: 0 - 360 and Line Graph of Angular Distances: In the assumptionless research feature you can select angles measured 0 - 359 degrees instead of 0 - 179 degrees. You can also obtain a line graph of the assumptionless research angular distances in addition to the bar graphs that are displayed. The line graph is displayed in a single graph and the size when saved to file can be changed, so it can be used to produce high resolution images for publication in professional journals and books.

RESEARCH ONE DAY FORECAST WITH SEPARATE DATES OF EACH CHART: In the one-day forecast research feature it is possible to select different dates for each chart. Suppose, for example, that you have a category of charts that are the players in a sport such as basketball or baseball, for example. On the date of a game, you can obtain scores for the players in athletic performance and see which players will perform much better, or worse, than they usually play according to the formula. Suppose, however, that you want to see what astrological influences are in effect on the dates when a particular company stock price is high. For this kind of research you need to be able to have different dates for each chart. This is possible to do in Sirius.

RESEARCH DATA FILE MANAGEMENT: Total Columns for Composite Score, and Age of People On a Date Exported To File For Statistical Analysis: Several values in a line in a text file can be totaled and scores equal to zero can be removed. These are useful functions for preparing data for statistical analysis in statistics software, and are often done in a spreadsheet, but are provided here as a convenient and fast way to accomplish these tasks without requiring use of spreadsheet software. Also, in a statistical analysis where it is desired to have an AstroSignature score and age of the person be independent variables and some criterion such as a personality test score determined outside of Sirius as a dependent variable it is now possible to create a text file with chart names and the age of the people on a given date. This is a feature for advanced researchers doing quantitative statistical analysis.

IMPROVED INFORMATION ON CHANGE FROM JULIAN TO GREGORIAN CALENDAR: A message is displayed in the data entry screen after entering a date that is before 1753. The message informs you that the Old Style (Julian) calendar may have been in use. Although this message is helpful the change from the Old Style (Julian) to the New Style (Gregorian calendar) happened at various times in different countries, from the late 1500's to the early 1900's. A more detailed and informative message is displayed with information on when the calendar change occurred in different countries.

IMPROVED WINDOW FOR SELECTING TIME LINE FORMAT: The time line format forecast is very often used by many astrologers. The appearance of the window where you select the forecast methods desired has been improved so that the settings for each forecast is more obvious and the screen is a bit more pleasant to work with.

IN ASTROSIGNATURE RESEARCH UP TO 20 ARABIC PARTS: Arabic parts can also be selected as natal planets in the AstroSignature forecast. This makes it possible, for example, to allow points to be given to a transiting planet conjunct the part of fortune in a business success or good luck AstroSignature forecast.

PLANETS CONJUNCT THE ZODIAC POINTS THAT RISE AND SET WITH FIXED STARS ARE LISTED: One technique used in Hellenistic astrology was to consider a planet that is conjunct the Ascendant or Descendant at the time that the star rises or sets to be associated with that star.

OTHER FEATURES: 5-year and 20-year zodiac sign bars and some aspects in time line; Aspects on left side of time line can be adjusted up or down in the appearance customizing, and the "Planet Colors & Size" tab is renamed to "Planet Color/Size/Pos"; Chart wheels can have the aspect grid and aspect lines in direct distance instead of angular distance calculated in zodiac longitude.

SAROS CYCLE - CHARTS OF ECLIPSES IN SAROS CYCLE CAN BE EASILY SELECTED: In the data entry screen where eclipses and lunation charts are selected, you can now select eclipses in a Saros cycle, which are eclipses that occur approximately every 18 years and 11 days.

GENDER: The data entry screen now has a prompt for gender so you can specify that the chart is for a male, female, or neither/unknown.

POPUP WHEEL: The Popup Wheel can display the chart of a different chart than the one you are viewing, and the Popup Wheel can stay visible after selecting a different chart entry.

ASTROSIGNATURE AND ELECTIONAL FORECAST: In the AstroSignature Forecast and Electional Graphic Forecast you can now select a series of graphs to print or save to file. This is a nice feature for two situations: (1) Printing a series of forecast graphs, (2) Saving a series of graphs for research purposes. When saving the graphs, if there is a file of financial or other scores being correlated to the predicted graph, the correlations are saved in a file and this file can be imported into a spreadsheet or other software for analysis. **SYNODIC CYCLE RESEARCH:** In the Synodic Cycle research you can now specify the number of degrees per point. Each point on the graph can represent 5 degrees, for example, which results in a smoothing of the graph so that general trends in the relationship of the angular distance of the planets to the financial data selected to correlate the cycle with are more evident from looking at the line graph.

AUTOMATED ONLINE CHART SERVICES

If you purchased the Kepler program or the Sirius program and at least one interpretive report option that are available online, then you have a web site on the Internet that provides a completely automated online chart service! On your online chart service are the report options that you purchased. Note that we have more than 40 report options to choose from. Most of these report options are available for this service but not all of them. Call us for details.

- Your online chart service web site address is: www.AstroSoftware.com/astro/xxxxx.htm (where "xxxxx" is your customer number. For example, if your customer number is 9876, then your web site address is www.AstroSoftware.com/astro/09876.htm. Your web site will be created at the end of the week in which you purchased Kepler or report options.
- Of course, if you already have a web site, you can create a link to your automated chart service web site from your web site. Let us know when you have your own website so we can update your record to have this address. We update the online chart service web site once a week, every Friday night or Monday morning. If you have your own website and you give us the URL address, the next time we update our online chart service, your online chart service will have a link back to your web site.
- You do not need to do anything to maintain your online chart service. The entire operation of your web site is maintained for you by Cosmic Patterns Software. This automated chart service is operated by Cosmic Patterns, and Cosmic Patterns pays a commission to you for purchases that are made at your web site.
- Your web site will be updated weekly with any new reports you add.
- A free chart wheel is also provided!
- Go to www.AstroSoftware.com/newservi.htm to view details of how your online chart service works:

PLANETARY NODES: Put the nodes of the planets Mercury, Venus, Mars, Jupiter, Saturn, Uranus, Neptune, and Pluto in the chart wheel. All astrologers are familiar with the Moon's nodes, but nodes of other planets are rarely used. Some astrologers have found the nodes of planets to be important and you can now place them in the chart wheel. You can select either geocentric or heliocentric nodes, and you can choose between osculating (true) or non-osculating (mean) nodes.

EXPANDED ATLAS: The number of cities and towns in India and the Philippines has been greatly expanded. The maximum length of the name of the place has been increased from 25 to 35 characters to allow including province names to distinguish places with the same name in different provinces. We are now working through countries alphabetically and Andorra and Antigua are also included. We are continuing to work on this project and in the future more countries will have the expanded atlas.

STATIONARY PLANETS: In a chart wheel that includes a listing of the speeds or longitude of planets, the letter "S" now appears in the listing for a planet that is stationary. Note that from a technical point of view, a planet is never stationary, except perhaps a second, but a planet that has changed from direct to retrograde or from retrograde to direct within about 24 hours of the birth chart is identified as stationary. A planet is either stationary-direct or stationary-retrograde. A stationary-retrograde planet has the both a retrograde (Rx) and stationary (S) designation, while a planet that is stationary-direct has only the "S" designation.

ALTERNATIVE METHOD FOR SELECTING A BIWHEEL, TRIWHEEL, OR QUADWHEEL STYLE FOR ANIMATION: While viewing a BiWheel, TriWheel, or QuadWheel animation, you can enter the 3-letter code for the style of the wheel. In earlier versions of Sirius you can select the wheel style but selecting the 3-letter code can be a convenient way to set the animated wheel style to be the same as a particular wheel style that you use when viewing the regular (not animated) wheel.

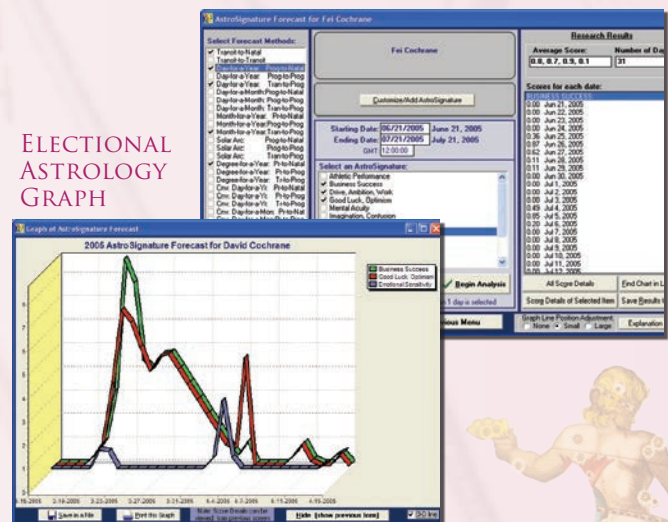
DEMETRA GEORGE ASTEROIDS LIST: This listing of 650 asteroids was assembled by astrologer Demetra George so that she has the asteroids that she typically uses in chart analysis. This list includes most asteroids named after mythological characters or notable people, objects, or places that Demetra has found to be important in the charts of clients and famous people.

AYURVEDA ENCYCLOPEDIA: The Ayurveda Encyclopedia is an electronic form of the book The Ayurveda Encyclopedia by Swami Sadashiva Tirtha. It is included in Sirius with permission of the author. This is an extraordinary book that includes clearly and concisely presented information on a wide range of topics within ayurveda, such as aromatherapy, gem therapy, color therapy, herbology, and specific ayurvedic remedies for many conditions.

AND MUCH MUCH MORE!!!! Visit www.AstroSoftware.com/Sirius.htm

SELECTING ELECTIONAL ASTROLOGY GRAPH OR ASTROSIGNATURE

ELECTIONAL ASTROLOGY GRAPH



PEGASUS

Pegasus is similar to Kepler, but has fewer features. Pegasus was created for people who either wish to have one or more of our report options without needing to purchase the entire Kepler program or Sirius, or who are starting out in astrology and wish to have an easy to use program, and accurate charts using our exclusive, highly accurate time zone and daylight saving time tables. You also have the ability to upgrade to either Kepler or Sirius.



Accuracy and Time Range: Planets can be calculated from the years 999 BC to 2300 AD, except the 4 major asteroids and 8 transneptunian planets which are calculated only from years 1722 to 2100. Accuracy of Sun and Moon is less than 1 second of arc, the other planets is 2 seconds of arc, and the accuracy for the asteroids, transneptunian planets, and Chiron is 1 minute of arc.

Calculations: Natal, Composite, Solar and Lunar Returns, Relocation Charts, and Progressed Charts. Transit-to-natal and progressed-to-natal listings. Chart Wheels: 10 Chart wheel styles to choose from. Chart wheels are not customizable.

House Systems: Campanus, Equal, Koch, Meridian, Morinus, Placidus, Porphyry, Regiomontanus, Topocentric, Zero Aries, Sun-on-Asc.

Zodiac: Tropical, Sidereal Adjustment to Positions: Draconic chart, to be Secondary.

Editor: Customize existing report or create your own report from scratch. You can also translate an existing report to other languages.

Personalize the Printouts: You can put your own name and address on the interpretive reports and chart wheels.

Interpretive Reports: Cosmo Natal, Cosmo Compatibility, Cosmo Forecast and Major Life Themes. You can also purchase optional report interpretations. Most of the optional interpretive reports that are available for Kepler are available for Pegasus as well! Suppose that you purchase several interpretive report options for Pegasus, and then later you upgrade to Kepler. Do you need to re-purchase the report options? No! All of your report options will work with Kepler, and if any of these reports have been improved, you will receive the latest version of these reports as well at no additional charge! (Note that this policy is true for Kepler owners as well. If you upgrade from an earlier version of Kepler to the latest version, you receive updated versions of any interpretive report options that have been improved at no additional charge).

Atlas: Cities in North America, South America, and Europe are included. Asia, Africa, and Australia include only a few major cities in each country. For people born in these continents, you must look up the daylight savings time and time zone information and coordinates.

ADDITIONAL FEATURES INCLUDED IN PEGASUS: Create Natal Charts, Composite, Transit to natal and progressed to Natal listing, Lunar and Solar Return Chart, Progressed Charts, Relocated Charts, Regular Wheel, and BiWheel.

Batch Mode and Interactive Mode: Pegasus works beautifully in both "batch" mode and "interactive" mode. You may not be familiar with the terms "batch mode" and "interactive mode" but both modes are important to make an astrology program easy and fun. You can easily check the printouts you want and send them to the printer (batch mode), or you can view printouts on the screen, select any printout desired and immediately see it and then click on the Print button to print it if you like (Interactive mode). Batch mode is great when you need a lot of printouts, and interactive mode is great when you want to "play" with the program, poking around and exploring different ideas. Pegasus provides both in a very easy-to-use way.

OTHER PRODUCTS AVAILABLE

38,000 ASTEROIDS:

This set of 4 CD's provides you the ability to view the positions of up to 38,000 asteroids. You can select any of these asteroids to view in the Asteroids Wheel. You can also view a listing of all of the asteroids or all of the named asteroids in zodiacal order or in alphabetical order. Your computer must have 2 1/2 gigabytes of free disk space to install these 4 CD's of asteroid ephemerides.



KEPLER MEGA ATLAS:

The Kepler Mega Atlas contains towns that are not in the Kepler atlas. The Mega Atlas does NOT replace the Kepler Atlas because it contains only towns that are not in the Kepler Atlas.

The Mega Atlas provides over 1 1/2 million additional places. Many of these places are very small towns and villages, and some of them are alternative names of towns, such as when a town has a change of name. Birth places of historical figures are sometimes given as towns which many no longer exist or have had a change of name and in some cases this previously existing town or town with a different name will appear in the Mega Atlas.




ARTWHEEL PASTEL COLLECTION


This art wheel collection includes a wide variety of themes and styles. Throughout the entire collection, the most consistent quality is the subtle and exquisite colors. The Pastel Collection of 138 art wheels adds a new dimension to your Kepler or Sirius Superb Astrology Software, and will delight your clients and customers with an inspiring and uplifting work of art!



The Kepler and Sirius program comes with 30 Art Wheels for you to enjoy. Due to the tremendous request we received from Kepler Lovers, Kepler Art Wheel "The Pastel Collection" was born. This option gives you an additional 138 Art Wheels that can be selected from within the Kepler or Sirius program.



COSMIC PATTERNS BOOKSHOP:




Astrology For The 21st Century

is an exciting journey through many astrological traditions that culminates in a new synthesis. David Cochrane presents an integrated and comprehensive approach to astrological interpretation that incorporates a wide spectrum of different ideas into a new paradigm for astrology. Although Mr. Cochrane's approach to astrology is profound, erudite, and sophisticated, he also provides a clear and simple method

for interpreting the birth chart. Follow one man's path of skepticism and amazement as he discovers that astrology does work, followed by the exhaustive and monumental effort that leads to revolutionary new astrological theories, the development of analytical software tools to research and apply these exciting new ideas, and the research that supports these theories.

Whether you are new to astrology or a professional, you will discover new vistas in astrology in this book. This is the startling, exciting, and extraordinary story of the discovery, implementation, and validation of astrological theory. Whether you are a skeptic or a believer in astrology, this book will challenge your assumptions, and provide a new appreciation of the magic and mystery, of astrology. You will experience a refreshing new system for interpreting the birth chart that can complement whatever methods you currently use. This astrological system is built upon many remarkably accurate concepts scattered across a wide number of different

astrological traditions as well as in physics, mathematics, and modern psychology.



AstroLocality Magic presents a new synthesis of several relocation methods into a new system. With unusual clarity and simplicity, the author explains the theoretical foundations for this new system. The concept is so new that anyone with an interest in astrology, from beginner to practicing professional, will

find this book to be enlightening. The material is presented as a personal story that is so intriguing and captivating that you are likely to find yourself fully engrossed from cover to cover.

The formula presented is remarkably simple, and yet it has eluded astrologers until now. The analysis is essentially a marriage of the AstroMap, a product of western 20th century astrology, with the 9th harmonic chart, also known as the navamsa chart in ancient Vedic astrology. Although the methods may at first sound arbitrary (why 9th harmonic rather than other harmonics) the author presents a thorough explanation of why these particular methods are important.

Author's comments: AstroLocality Magic was written for anyone, from beginner to professional astrologer. This book is neither highly intellectual nor is it "pop astrology". AstroLocality Magic is almost unique in that it includes supporting research. This research is not dry statistics, but rather a fascinating account of how the theories work in a consistent manner even with random groups of people. AstroLocality Magic presents a great amount of fascinating material, illustrated with maps to make the concepts tangible and understandable. AstroLocality Magic is a breakthrough: cutting edge research findings are presented in an entertaining and simple manner, and the reader is shown a whole new side of astrology which until now has been unavailable in the astrological literature.

NEWSLETTER

You will receive our newsletter KEPLER NEWS about once a year. The newsletter will let you know what improvements and new options are available and what our plans for the future are. Also, we send out an e-mail newsletter about 3 times per year. We do not sell our name data base so don't worry about receiving junk mail. If you have an e-mail address, we send out an e-mail notice of new features about twice a year.

CUSTOMER SUPPORT

We provide fast, efficient service and excellent customer support. Virtually all of our customers are extremely pleased with both the performance of our software products and the level of assistance that we provide. Most customers prefer to e-mail their questions to us at kepler@astrosoftware.com. We respond to e-mail within one business day. You can also call us at 1-352-373-1504. Our office hours are Monday to Friday, 9am to 5pm Eastern time.

If you cannot call us for customer support during our office hours, let us know. We can set an appointment for you to call us during off hours on weekdays only.

Lyra





REPORT OPTIONS! World's Best & Largest Collection of Interpretive Reports

GENERAL NATAL REPORTS:

A NATAL Report is an interpretation of the birth chart that does not focus on one specific or narrow issue such as vocation, but instead provides a comprehensive analysis of the person. Each of these reports is written by a different astrologer. Each of these astrologers has been a practicing professional practitioner for over 15 years, and all of these reports are excellent.

MERLIN Gina Ronco and Agnes Nightingale:

The interpretations are clearly written, with sensitivity, and are free of astrological jargon. It uses a sophisticated technique that leads the reader from one idea to the next so that the report is not as "choppy" and does not contain contradictions. This report interprets planets through the houses, the Nodes, elements, Asc., conjunction, opposition, trine, square, semisquare, sextile, semisextile, quincunx, parallel, contra parallel, sesquiquadrate, and midpoints.

About 12 pages in length. Languages available: English, French, Spanish, German, Portuguese, Russian, Norwegian, Hebrew

INDRA Bob Mulligan: This report is very comprehensive and in-depth. Indra creates a psychological mirror of your life, by interpreting the astronomical symbols present at your moment of birth. Indra provides guidelines for personal improvement and self discovery. This report interprets planets in houses, Asc., conjunction, sextile, opposition, trine, square, semisquare, quincunx, sesquiquadrate, parallel, contra parallel, hemisphere and quadrant emphasis, and elements and modes. *About 30-35 pages in length. Languages available: English, Spanish, German, and Italian*

ALPHA IMPRINTS Riley Goodwin: Riley provides an explanation of the astrological basis to the interpretation. Riley's approach is inspirational and philosophical as well as practical and down-to-earth. This report can be produced in two different styles: Narrative, and Academic. It interprets planets in houses, Asc., conjunctions, opposition, square, trine, sextile, and first and last 3 degrees of the sun to the zodiac. *Narrative: about 8 pages in length, Academic: about 10-15 pages in length. Language available: English*

LIFE PATH by Anne Mogul: This report offers a unique blending of the psychological, spiritual, and material plane potentials found in each individual horoscope. This report gives all planet in sign, planet in house and major aspects interpretations. North node interpretations by sign and house position, retrograde planets and elemental emphasis make this a well rounded report. Included is a special section devoted to house rulerships which add yet another level of understanding to the overall picture. *About 10 pages in length. Language available: English*

ELIE by Benedict Elie: This report provides a thorough and detailed analysis. Practical and useful advice is given regarding difficult astrological influences, so you can avoid potential problems and difficulties. Analysis includes a description of the planets in signs, houses (if the hour of birth is provided), and the aspects between planets. This report is detailed, insightful, and thorough. In this report, a section is provided to discuss the era of Pisces and the era of Aquarius in order to understand the influences of these sidereal eras on the day-to-day life of every human being. *About 60 pages in length. Language available: French*

These report options are not stand alone programs. Requires Kepler, Sirius, or Pegasus to run.

These REPORT OPTIONS provide you with options for more thorough analysis of your chart and also interpretations that focus on particular areas or issues that are not in the report included in Kepler or Sirius.

COSMO NATAL: This report is included in the Kepler and Sirius program. It is a very short natal report that interprets the planets in zodiac signs and in aspect to each other. The report is very well-written; it is the same text that is used in the very popular Merlin Report, which is far more extensive and thorough than the Cosmo Natal Report. *About 3-5 pages in length. Languages available: English, Spanish, German, Portuguese, French, Norwegian, and Japanese*

MAJOR LIFE THEMES by David Cochrane: This report is included in the Kepler and Sirius program. Each interpretation is based on 3-planet pattern and harmonics. It produces one page of printout. *Languages available: English, Spanish, and Norwegian*

LIVE MINI READING by David Cochrane: This feature is included in the Kepler and Sirius program. The Live Mini Reading is an audio visual presentation! A chart reading is spoken. While you listen to the chart interpretation, a picture is displayed. Background music accompanies the voice to make the experience very absorbing. *Currently available in English only*

The Major Life Themes Report and the Live Mini Reading Multimedia Interpretation use advanced harmonics and midpoints theory. The Live Mini Reading is very entertaining not only for you, but also for friends and family. The Live Mini reading is an interpretation of the birth chart based on sophisticated ideas in harmonic astrology and cosmobiology. The interpretations are clear and straightforward. The interpretations are spoken while you view gorgeous graphics and listen to background music! Liven up your next party or get-together by letting your friends watch this multi-media presentation. Even skeptics are amazed when they see and hear this reading. Kepler is the only astrology software in the industry that has this option.

HARMONIC HIGHLIGHTS by David Cochrane:

The Harmonic Highlights Report is included in the Kepler and Sirius program. It is a short report, about one to two pages in length. This report interprets 5th, 7th, 9th, 16th, 24th, and 32nd harmonic aspects in your chart. Many astrologers are interested in experimenting with the minor aspects that are used in harmonic astrology, but there are few tools to help you get started with this branch of astrology. The Harmonic Highlights Report will give you insight directly into what harmonics reveals about your charts. David Cochrane is a leading authority on harmonic astrology and the author of the Kepler program. These interpretations are direct, and straightforward.

SPECIALIZED NATAL REPORTS:

All of the reports described below focus on a particular issue or group of people. For example, the Child Report is written specifically for parents of children, the Vocational Guidance report focuses on career choices, and several reports analyze the birth chart from a metaphysical point of view.

GALACTIC REPORT by Philip Sedgwick: This report interprets the influence of a group of asteroids known as Centaurs and also Black Holes in the birth chart. Philip is bringing astrology up to date with modern astronomy through his extensive research and work with objects in the outer limits of our solar system and beyond. These objects reveal emotional and spiritual sides of the person that have been previously overlooked. The Galactic Report supercedes the Centaur Report, which is an earlier version of this same report. *About 13-15 pages in length. Language available: English*

CHILD REPORT by Horacio Valsecia: This report is written specifically for parents of children, and it focuses on issues that parents are concerned about for their children; the needs, talents, potential problems, health, relationship to parents, the school environment, etc. The Child Report is accurate and well-written. *About 12-14 pages in length. Languages available: English, Spanish, Portuguese, French, German, and Norwegian*

FLOWER ESSENCE & GEM by Gina Ronco: This beautifully written report analyzes patterns of imbalance found in the natal chart and offers very unique alternatives to traditional medicine. The report includes ill-health tendencies of the person and provides specific tools which can improve health of the entire being by offering suggestions for the emotional, mental, and spiritual body. Flower essences, gems, music, aroma therapy and color therapy are among the healing tools that are mentioned in the report. Gina Ronco, who in addition to being an astrologer is also a flower essence practitioner and Reiki healer. This report analyzes hard aspects (trines and sextiles are not interpreted) and zodiac sign positions of the inner planets. *About 8-10 pages in length. Languages available: English, French, and Portuguese*

MEDICINE WHEEL by Dr. Randall Roffe, D.C.: A traditional Native American astrology program for natal charts. It is based on the Kvniakati Tsulawi Medicine Wheel tradition of the Southern Shawnee and Cherokee, with some references to the traditions of other North American tribes. Dr. Roffe is a direct descendant of the Chickamaugan Tsulawi Cherokee, Chickasaw, and Southern Shawnee Kvniakati practitioners. He is not a member of an currently Federally recognized tribal entity. *About 14-15 pages in length. Language available: English*

HIDDEN MESSAGES by Maxine Taylor: This report describes subconscious issues that can affect your attitude towards life, and in particular how your relationship with your parents can be affecting your personality. *About 7 pages in length. Language available: English*

REVELATION by Maxine Taylor: This report gives very short, simple, direct interpretations of the astrological influences in your birth chart. Beginning students of astrology can find the concise interpretations helpful in developing their own ability to focus on the essential meaning of the astrological influences. It emphasizes the importance of a positive attitude to make the most of one's life. *About 10-11 pages in length. Language available: English*

ASTRO ANALYSIS by Maxine Taylor: is an interpretation of the birth chart designed for beginning students of astrology. This report helps you apply basic astrological meanings of the planets, signs, and houses to a birth chart so that you can learn how to interpret the birth chart on your own. The author untangles the complexities of the astrology chart with a straightforward method of translating the symbols in a chart wheel into meaningful statements about the person. *About 15-20 pages in length. Language available: English*

NAUGHTY NATAL by Art Poppe: This report makes a good gift or practical joke! It pokes fun at the person and keeps you laughing and often because they are accurate too. Art Poppe, author of this report, likes to poke fun especially at the sexual side of the person, and the language is rather raw and is designed strictly for adults. *About 5 pages in length. Language available: English*

ADULT REPORT by Horacio Valsecia: This report provides a comprehensive analysis of the birth chart, and includes suggestions on how to improve your life as well. The Adult Report analyzes issues of importance to adults, including marriage and sexuality. Four variations of the report can be produced: Men, Women, Gay Man, and Lesbian Woman, so that any issues regarding romance and sexuality take into account the sexual orientation of the person. *About 20-21 pages in length. Languages available: English, and Spanish*

VOCATIONAL GUIDANCE by Horacio Valsecia: This report is a wonderful tool for those who wish to learn more about or are seeking their vocations or professions. Horacio determines strengths found in the individual's natal chart and guides the reader in finding his or her true vocation or profession while at the same time providing an analysis of personal characteristics, unused potential, ability to earn money, etc. Horacio has made numerous indications of possible vocations or professions in a clear and direct way. *About 13 pages in length. Languages available: English, Spanish, Portuguese, and Norwegian*

PERSONAL SECURITY REPORT by Lorna Houston: This report offers readers a chance to analyze the environment around them based on their birth information and promotes awareness of crime and possible solutions for avoiding it. This unique report is one of a kind. *About 16 pages in length. Language available: English*

NATURE APPRECIATION REPORT by Lorna Houston: This report focuses on what you can do to be a better world citizen, and more specifically what you can do to nourish and protect our planet, and leave the earth a more beautiful place than when you entered it. Lorna Houston is environmentalist and astrologer. *About 10 pages in length. Language available: English*

WORLD PEACE REPORT by Lorna Houston: This report is based on a positive vision of world peace, and the belief that each individual has the potential within to make a significant contribution to world peace. The basis of inner peace is self-esteem and self-knowledge, and when enough individuals are self-aware, they will act in accordance with natural laws to promote harmony around them, and the result will be world peace. *About 10 pages in length. Language available: English*

CHAKRA HEALING by Lorna Houston: This report is about how you can heal your mind and body by being aware of the latent energies in your aura and making the best, most spiritual use of them. Chakras are vortexes of energy, and they are the places in your aura where divine consciousness can come in and manifest in your physical body. This report neither diagnoses nor prescribes, but works on the subtler level of the astral aura, as described by astrology, to understand and potentially re-direct the energies before they manifest on the physical level. *About 10 pages in length. Language available: English*

FIXED STAR REPORT by Dr. Randall Roffe, D.C.: This report prints interpretations for conjunctions of planets (listed by house rulers), Ascendant, Midheaven, and other house cusps to over 60 major fixed stars and star clusters, all distant suns in their own systems. In ancient astrology, fixed stars were an important ingredient in astrological interpretation. This short report shows this ancient technique. *About 3-5 pages in length. Language available: English*

SENIOR REPORT by Robbi Dyer: Most astrological reports assume that the reader is an adult, and is concerned with issues of career, marriage, romance, family, and inner development. The Senior Report addresses the issues that people face in later years. Robbi describes how you can maximize your potential in your later years to live a fulfilling and meaningful life. *About 10 pages in length. Language available: English*

PROSPERITY REPORT by Lorna Houston: *The Prosperity Report provides you with the keys to your own unique potential for living a prosperous life, and you can use these insights to "plant new seeds", so to speak, in your subconscious mind. The path to prosperity often lies in our attitudes and subconscious beliefs, motives, and expectations.* *About 15 pages. Only available in English.*

MIDPOINT WEIGHTING ANALYSIS by Michael Munkasey: This report provides new insights into the natal chart using the Midpoint Weighting Analysis system developed by Michael Munkasey. Clear and detailed explanations of the promise and potential of your natal chart are provided. This unique natal report reveals the clear new insights into a person's character that are possible through analysis of the most important midpoints in the chart. *About 23 pages. Only available in English.*

VERTEX REPORT by Donna Henson: The Vertex Report helps you understand how a larger sense of purpose and destiny works in your life. This report helps you understand how a larger sense of purpose and destiny works in your life. Destiny does not imply that there is no free will. The Vertex Report can help you navigate your way in life by seeing how the Vertex describes a force of destiny in your life. *About 11 pages. Only available in English.*

LIFE AWAKENING REPORT by Lorna Houston: This report is designed to affirm your oneness with God and to help you dissolve any blockages to your ultimate awareness. Special attention will be paid to removing any such influences which may be lingering from your prenatal and birth experiences, so that you can then live from the purity of your conception. *About 16 pages. Only available in English.*

IRIS ASTEROIDS REPORT by Roderick Kidston: The report focuses on each of the asteroids or dwarf planets and relates them to all the other major elements of the horoscope. Interpretations for the two important angles, the Ascendant and Midheaven, and the Nodes of the Moon are included. Available in English, and Finnish. Note that the English version includes Flora, Hekate, and Chiron analysis which is not available in the Finnish version. *About 16 pages. Only available in English.*

THE EARTH MANDALA by Bernie Ashman: Think of this report as helping to point you toward a deeper connection with your life purpose. There are no perfect people so don't feel bad if you read something that seems a bit negative. If we were perfect with no lessons to learn, there would be no reason for being here. Don't you agree? Think of karma or the challenges you face as growth potential. *About 3 pages. Only available in English.*

PAST LIFE REPORTS:

KARMIC PAST LIFE by Terri Rohde: The analysis focuses on the 12th house cusp, Saturn, Jupiter, the Moon's nodes and Rx planets but includes interpretations of many other factors in the natal chart as well. *About 5-6 pages in length. Languages available: English, Spanish, French, Portuguese*

CAYCE PAST LIFE by Ry Redd: This analysis of the birth chart is based on Ry Redd's study of the Edgar Cayce readings. The language of this report is in Cayce tradition. Ry Redd determined what planetary influences were most likely responsible for the readings by Edgar Cayce: This report is very esoteric, accurate, and inspiring. *About 9-10 pages in length. Languages available: English, German, French, Portuguese*

KARMIC INSIGHT by Gina Ronco: This in-depth report gives the reader an esoteric point of view and a look into the soul's intentions and lessons to be learned in this lifetime based on reverberations from past lifetimes. It is written in hopes that the individual may clarify their lessons and goals and illuminate their struggles. The Karmic Insight report concentrates on the aspects of the Moon (unresolved past-life issues that have been re-stimulated), the Sun (weaknesses, fears) while also interpreting all other hard and soft aspects. This is a very accurate and well-written report and is unique. *About 8 pages in length. Languages available: English, and Norwegian*



COMPATIBILITY REPORTS

These reports describe the issues that arise in the relationship between 2 people. The strong points and potential problem areas are described. Each report has its own unique way of interpreting the astrological influences, and each report uses different methods to determine the most important themes in the relationship.

COSMO COMPATIBILITY by Gina Ronco: This report compares the Sun signs and Moon signs, and interprets major aspects between the 2 charts that involve an inner planet. Although short, his report focuses on some of the major issues in a relationship, and is the same high quality text that is in the complete Compatibility Report. Included in the Kepler and Sirius program.
About 5-8 pages in length. Languages available: English, Spanish, French, German, Norwegian

COMPATIBILITY by Gina Ronco: Reports for both romantic and non-romantic relationships can be produced. Also included is a Composite Forecast Report based on transits to the composite chart of the two people. The Compatibility Report identifies the most significant issues of the relationship and describes these issues at the beginning of the report in a separate chapter. Insight on how to best handle problem areas, how to better appreciate one another, and how to use the strengths of your relationship is provided. The high accuracy and helpful guidance provided in this report has made this one of our most popular reports.
About 10-15 pages in length. Languages available: English, Spanish, French, German, Norwegian, Russian

PSYCHE & EROS Relationship Analysis by Lenore Canter: This report consists of 4 sections; the first two sections describe the relationship potential of each person, and sections 3 and 4 are the compatibility analysis, describing how the two people experience each other and the relationship from the perspective of each person. This report focus on what is it you want to know when you are checking out a romantic relationship.
About 17 pages in length. Language available: English

COMPATIBILITY & CONFLICT MARRIAGE & ROMANCE by Dorothy Oja: Rather than interpret every interaction between two charts, this report interprets only particularly important aspects between the two chart and relationships between zodiac sign placements, Aspects to the ruler of the 7th house cusp, aspects to angles, aspects to inner planets, and important zodiac sign placements are interpreted. In this way, the major themes and issues of the relationship are revealed.
About 10-12 pages in length. Language available: English

COMPATIBILITY & CONFLICT BUSINESS & FRIENDS by Dorothy Oja: This report is based on Dorothy's extensive work in relationship counseling & analyzing the lives of the famous and infamous. This report focuses on the core patterns of relationship analysis that Dorothy uses in determining areas of compatibility and potential conflict between individuals. These basic points of contact are analyzed to arrive at an interpretation of what is central and important in business or friends relationships.
About 10-12 pages in length. Language available: English

THE COMPOSITE REPORT by Art Poppe: This report analyzes romantic relationships by analyzing the composite chart in detail. Composite charts are very popular among professional astrologers for a very simple reason: they work! In this report Art Poppe interprets the the rising sign and decanate, as well as signs on other cusps, house and sign placements, aspects, and midpoint structures are interpreted.
About 10-12 pages in length. Language available: English

STAR*MATE COMPOSITE REPORT by Pemo Theodore: This report analyzes a romantic relationship between two people by interpreting the composite chart by focusing on the the essential issues of the relationship, how the couple deals with essential issues, where and how they complement each other, communicate, the weakness of the relationship and the influences that can affect the longevity of the relationship. Also discussed are karmic areas and background issues of the relationship. The asteroids Eros, Cupido, and Sappho and other as well as more commonly used asteroids like Ceres and Juno, and Black Moon Lilith (the Moon's agogee) is included in the analysis. Star*Mate addresses issues that married couples and romantic partners are concerned based on the author's decades of work with clients. *About 20 pages in length. Language available: English*

HEAVEN SENT by Maxine Taylor: is divided into two sections. The first deals with planets in houses, that is, which of your natal houses are triggered by his/her planets and vise versa. The second section deals with planets in aspect, or how your planets relate to each other.
About 9-10 pages in length. Language available: English

LOVETIES REPORT by Sheryl Canter: The LoveTies report describes how two people would get along in a romantic relationship. The complete report has four sections: two natal reports (what each person is like) and two compatibility reports (how each person experiences the other). This Reprt features insightful analysis and a natural language style. Names and pronouns are inserted throughout just as they would be in natural speech.
About 13 pages. Only available in English

VENUS REPORT by Carmen Laca: This report is a compatibility report for romantic relationships. Venus in each of the two charts is analyzed in terms of how each person approaches a romantic relationship and the issues that are likely to arise. The sign, house, and aspects of Venus are interpreted. Also interpreted is a comparison of the sign placement of Venus in the two charts. This Report focuses in on attraction and romant compatibility and is designed to describe themes and tendencies that arise in the romantic bond between two people.
About 8, pages in length. Currently Available in Spanish only.



CYCLE & DEVELOPMENTAL REPORTS:

SATURN'S PROMISE by Stephanie Clement:

This report integrates three facets of astrology into one report. First it tells about the potential of Saturn as seen in the birth chart. Then it considers the milestones throughout the life when Saturn makes a square or opposition aspect to the natal Saturn. Third, it calculates and interprets the position of Saturn in the Saturn Return chart.

About 12 pages in length. Currently Available in English only

JUPITER'S PROMISE by Stephanie Clement: Jupiter's twelve year cycle coincides with many of the major life transitions you will experience throughout your life. Now you can offer your clients an interpretation of the milestones that are common to societies around the planet, and show how these periods affect mental skills, earning capacity, romantic and business partnerships, and spiritual horizons. About 16 pages. Only available in English.

PET REPORTS

These reports address issues that pet owners and pet lovers have with their pets. To get to know more about your dog and/or cat order this report. It is also a very nice and different gift for a friend who has a pet cat or a dog at home.

CANINE REPORT by Linda Frano: This report is written for owners of dogs. Linda is an experienced astrologer and also very deeply involved in working with dogs. She understands the issues, concerns, and how important your pet dog is to you. Dog owners know that each dog has its own unique personality, and this report describes your dog's personality, and how you can provide an environment in which your dog can thrive and be happy.

About 12 pages in length. Currently Available in English only

FELINE REPORT by Linda Frano: This report is written for cats owners. Independent of mind and spirit, cats have always displayed outright indignant behavior at any attempt to train them. Having a mind of their own and a highly changeable nature, cats are unlike any other animal you've owned. The favorites of many, they are misunderstood by all. Astrology helps us to understand some of the quirks these highly intelligent animals display.

About 12 pages in length. Currently Available in English only

CHINESE ASTROLOGY:

THE NEW ASTROLOGY A Unique Blend of Western and Chinese Astrology by Suzanne White:

This report blends Western signs with Chinese signs and comes up with 144 "New" signs. If you are a Sagittarius Sun sign and were born in the OX year 1949, then you are a Sagittarius/Ox. Take your regular, familiar astrological sign and match it with the animal sign of the year you were born, and you have found your new astrological sign.

About 10-11 pages in length. Currently Available in English only

CHINESE ASTROLOGY PROFILE by Suzanne White: In this report, you will find out about a person's general characteristics, health issues peculiar to the person's sign, his or her compatibility with other signs, the yin-yang balance, the future cycles, the effect of all 5 Chinese elements, and even traits specific to men and women of the particular sign.

About 21 pages. Only available in English.

FORECAST REPORTS:

A Forecast Report predicts future trends - what is likely to occur over the coming months, days, or even years. The Kepler and Pegasus program includes the "Cosmo Forecast Report". There are also many optional reports; these optional reports require Kepler to run. Each of the Forecast Reports is described below.

COSMO FORECAST: This report interprets aspects from transiting planets to natal planets, & is available in four languages: English, Spanish, French, & Norwegian. The English version provides interpretations of transiting Sun through Pluto to the natal planets, while the Spanish, French, and Norwegian versions interpret only transits of Sun, Mercury, Venus, and Mars to the natal planets.

ADVANCED FORECAST: This report is an expanded version of the Basic Forecast Report by Gina Ronco. Interpretations of the 4 major asteroids and Chiron (written by Maureen Hajar) and midpoints (written by Jeff Jawer) is included. It simply gives the additional capabilities of midpoint, Chiron, and asteroid interpretations. One other feature that is in this report, but not the Basic Forecast Report, is the ability to produce a forecast report in "Daily Format"; in this format one interpretation is given per day based on the strongest aspects in effect on that day.

One month approximate page length is about 25-30 pages. Languages available in English, Spanish

BASIC FORECAST by Gina Ronco: You can run either a transit-to-natal or progressed-to-natal report; you cannot combine transits and progressions in one report but you can run them as separate reports. Major aspects (conjunctions, oppositions, squares, trines, and sextiles) formed between the transiting and natal planets are interpreted, and also planets through the houses. Outer planet transits are treated in detail and inner planet transit interpretations are short and succinct. *The approximate length for one month is about 13-20 pages. Languages available: English, Spanish, French, Norwegian, Russian.*

STARLIGHT SOLUTIONS FORECAST by Gina Ronco: is a forecast report that not only describes future trends but advises you on how to best handle the astrological influences. For the outer planet transits, which have a longer and more powerful influence, the positive and negative tendencies, and remedies and suggestions for best handling the astrological influences are given. This is an intelligent and sensitive report designed to provide you practical information on how to succeed and move forward in your life.

The approximate length for one month is about 12 pages. Language available: English

Pegasus



POPPE FORECAST: This report by Art Poppe is specific and detailed, with suggestions on how to best deal with the astrological influences. This report allows you to select which aspects, transiting planets, and natal planets are desired so that you can produce reports with a varying degrees of detail. There are interpretations of the traditional aspects (conjunction, opposition, square, trine, and sextile). Art's report includes semisquare, sesquiquadrate, and quincunx aspects. Another unique feature of this report is that you can interpret transiting midpoint structures, either transiting planet to natal midpoint and/or transiting midpoint to natal planet. *The approximate length for 15 days is about 15-20 pages. Currently available in English only.*

ASTROJOURNEY II by Kathie Garcia: is a forecast report specifically geared toward today's young adults, and to their parents, prior to the time of the first Saturn Return at age 29, when full astrological adulthood sets in unequivocally. So much growth and change occurs during these vital years in the search for self-realization, financial independence, the end of childhood, marriage and family, etc. Parents, too, pass through many changes as their children take flight. This report keeps concerned parents in touch with cycles affecting their older children as parental control diminishes. *The approximate length for 1 month is about 13 pages. Currently available in English only.*

DESTINY & DECISIONS by Riley Goodwin: This report is down-to-earth and practical. He gives suggestions on how to best handle the astrological influences as well. Riley worked on this project for many years, and the care and attention that he put into this project is evident in the high quality of the final product. *The approximate length for 1 month is about 10 pages. Currently available in English only.*

MINI-MINDER by Art Poppe: This report provides very brief interpretations of transits, including the option to include midpoint interpretations. Each interpretation is clear, concise, and focuses on tangible, concrete issues, avoiding detailed psychological analysis. Even though interpretations are very short, the length of a report is not short if you include midpoint interpretations. *The approximate length for 1 month is about 10-12 pages. Currently available in English only.*

PORTUGUESE FORECAST by Quirino Simoes: This report is similar to the Basic Forecast Report. It interprets transiting planets forming major aspects to natal planets. Planets through the houses are also interpreted. Outer planet transits are treated in detail and inner planet transit interpretations are short and succinct. *The approximate length for 1 month is about 10 pages.*

SPECIALIZED FORECAST REPORTS:

GOLD FORECAST by David Cochrane: Produces a forecast of gold prices. The forecast is a short-term forecast. In the research that was conducted to develop the Gold Forecast, correlations between actual and predicted gold prices were analyzed over 3-month periods. Includes gold, silver, and copper data. The gold data includes about 31 ½ years of daily gold price data.

TAO DJIA FORECAST by Richard Schulz: The term "TAO" refers to the "Technical Aspect Oscillator", as well

as the cycles and balance of yin and yang in the ancient and enduring Chinese philosophy—Taoism. The formula used to make the forecast is based on a weighting of planetary angular separation developed by myself and is based on the effects of astrological aspects including what many astrologers regard as minor aspects. The Tao DJIA Forecast draws from the theory of harmonics introduced by John Addey.

LOVE & ROMANCE FORECAST by R. M. Vniegra:

This report focuses on love and romance issues. It outlines the aspects between the transiting planets and the following three natal planets: Moon, Venus, and Pluto. *The approximate length for three months is about 12 pages. Languages available: English, Spanish, Portuguese*

KARMIC FORECAST by Rosa Maria Viniegra:

This forecast report focuses only on issues of a karmic and more inner nature. *The approximate length for three months is about 15 pages. Languages available: Spanish, Portuguese*

BUSINESS FORECAST by Rosa Maria Viniegra:

This report gives future trends for people engaged in running a business or making business decisions. This report interprets transiting-to-natal aspects that strongly affect one's business pursuits. *The approximate page length for three months is about 6 pages. Languages available: English, Spanish, Portuguese*

OTHER OPTIONS:

ASTEROID SIGNATURES by Jacob Schwartz: This program is a fabulous tool for exploring the astrological influences of minor asteroids. Suppose you are planning a trip to Paris or your daughter's name or mother's name is Jenny. What asteroids in your chart are related to "Paris" or "Jenny" and what aspects do they make to planets in your chart? Asteroid Signatures answers these questions. Type in any word and Asteroid Signatures will find asteroids that are related to the word or phrase you enter.

* *Asteroid Signatures requires that you also own the 38,000 Asteroids option.*

TALISMAN IMAGES by Tara Cochrane: The Talisman Images of the Picatrix provides the 28 talisman images described in the Picatrix as graphic images. The talisman images were painted by artist and astrologer Tara Cochrane, BFA. Great care was taken to fully respect the ancient tradition. The painting of each image began during a time when both the planetary hour and rising sign were ruled by the planet. The resulting 28 talisman images convey the power and strength of the original descriptions given in the Picatrix.



SOLAR RETURN REPORTS:

A Solar Return is an exact moment when the Sun returns precisely to birth position after completing a full orbit rotation through the zodiac. Almost always the date that the Sun returns to its natal position is the same day as the birthday, or one day earlier, or one day later. In very rare circumstances, it could occur 2 days earlier later.

SOLAR RETURN REPORT by Horacio Valsecia:

The analysis of the solar return chart is very thorough, analyzing both the solar return chart and its relationship to the natal chart to determine trends for the coming year. This report is essentially divided into two parts. The first part analyzes the general external conditions of the year and the opportunities or problems that could occur in different areas. The second part analyzes the twelve astrological house, marking specially in what area of your life the various astral influences will be manifested, emphasizing your probably responses and inner changes.

About 15 pages in length. Languages available: English, Spanish, French, Portuguese, German

PLANETS IN SOLAR RETURN by Mary Shea:

This report is based on the author's experience interpreting hundreds of Solar Return charts for clients over a 20 year period. Included in the report is an interpretation of retrograde Mercury, Venus and Mars, hemispheric and quadrant emphasis, preponderances and lacks, and each planet in every Solar Return house. Through the report, Mary concentrates on a complete description of possibilities. Her examples range from spiritual transitions, starting a new business, love affairs, marriage, issues involving children and parents, health, education, writing and publishing books, relocation, income changes, career transitions, and much more. She covers both positive and negative possibilities for the different Solar Return placements and configurations she discusses.

About 10-15 pages in length. Language available: English.

MANY HAPPY RETURNS by Art Poppe: This report is based on an astrological technique known as Solar Return. The Asc., ruler of the Asc., planets on house cusps, planets in houses, and planetary placement in the chart are interpreted. The aspects used are conjunction, opposition, square, trine, sextile, semisextile, semisquare, sesquiquadrate, and quincunx.

About 17 pages in length. Language available: English.

LUNAR RETURN REPORTS:

Lunar Return is based on the Moon's return to its natal position about once a month (approximately every 27 1/2 days). A chart calculated for the time the Moon returns to its natal position is the Lunar Return chart and it gives indications for the coming month.

LUNAR RETURN REPORT by Horacio

The objective of this report is to offer a practical guide to the situations that will arise in the coming months. It is based on a monthly chart calculated for the time when the moon returns to the exact position it was at the time of birth. The Lunar Return happens every 28 days, or about 3 times a year. The interpretations provide insights into possible

events in a descriptive and comprehensive way while giving suggestions on how to deal with the positive as well as negative planetary aspects. *One month is about 3 pages in length. Languages available: English, Spanish and Potuguese.*

THIRTEEN MOONS LUNAR RETURN by Art Poppe:

This report is based on an astrological technique known as Lunar Returns. The analysis is very detailed, being about a dozen pages for each lunar return. The date when the influence begins appears below. The influences described will last for about one month.

MONTHLY FITNESS & LIFESTYLE GUIDE by Art Poppe:

This report is a Lunar Return Report designed to help you face the biggest challenge to your health and diet, which is your emotional state. This report is a monthly look at dietary and exercise potential based on the sign on the Ascendant, with a secondary look at the Moon, house, aspects and all other planets.

This Report is not intended to be used for "quick" dietary loss or health maintenance.

DISCLAIMER: **No diet or exercise regime should be started without the advice of a doctor or physician.

HEALTH REPORTS:

Anyone purchasing these health reports needs to sign a Disclaimer that states that the purchaser is fully responsible for properly using any of the medical reports and that Cosmic Patterns has no legal liabilities that arise if the purchaser distributes printouts of any of these reports.

ASTROMED by Dr. Randall Roffe, D.C.: This report provides an astrological analysis of the natal chart with therapeutic indications based on Chinese and Ayurvedic healing, traditional medicine, western herbalism, yoga therapy, applied kinesiology and meric chiropractic, nutritional medicine, and homeopathy.

About 10 pages in length. Language available: in English

COSMOBIOLOGY HEALTH REPORT by Agnes

Nightingale: This report is designed to serve as a guide for those interested in researching the predisposition to disease in an astrological chart. Meant to gain a fairly quick general overview, it gives only short descriptions of the predominant influences. This report compliment's the AstroMed Report.

About 9-11 pages in length. Language available: English

MEDSCAN by Eileen Nauman: MedScan interprets element balances, heavily aspected planets, and other astrological factors, and provides details about your health, including what vitamin and other deficiencies are likely. Homeopathic and nutritional recommendations are provided. Eileen Nauman is a well known medical astrologer.

About 10 pages in length. Languages available: English, Spanish, Portuguese, and Russian

MEDICAL FORECAST by Eileen Nauman: This Forecast report describes the influence of transiting planets on human health and well-being, thus providing indications of tendencies for changes in health. Homeopathic and nutritional recommendations are provided.

The approximate page length for one month is about 11-12 pages. Language available: English

PROGRESSED REPORTS:

Transits, progressions, and solar returns are three of the most common astrological forecasting methods. A progression is a kind of unfolding of the birth chart over time based on a cosmic ratio like a day to a year. Don't worry, you don't need to understand the theory of progressions to read this interpretation of your progressed chart!

SECONDARY PROGRESSED REPORT by Riley Goodwin:

This report interprets the signs, the aspects, and the house positions in the progressed chart. The zodiac sign placements in the progressed chart and natal chart are also compared to each other. This report takes a rigorous approach to interpreting the secondary progressed chart, and the high quality of the final product reflects the care and attention that went into creating it.

About 15 pages in length. Language available: English

HORARY AND CLASSICAL ASTROLOGY REPORTS:

Horary astrology analyzes the chart for the moment that a question is asked rather than analyzing a person's birth chart. Horary astrology was widely used throughout the Middle Ages and the rules used in horary astrology are rather complex and sophisticated. Some modern day astrologers also practice horary astrology as well.

ASTROQUEST HORARY by Dr. Randall Roffe, D.C.:

Dr. Roffe designed this Horary Report to answer questions of any nature. He provides likely outcomes based on the planetary positions of the time and place of the question and combines this with natal chart aspects of the individual. Descriptions are given of the general situation, the questioner, the quesited object or person and much more. This report includes Astro Love Quest Report, and the ability to produce a shorter report geared specifically towards questions regarding issues of love and romance.

About 10-12 pages in length. Language available: English

WHO WINS? by Lee Lehman: An Astrological Analysis of Games and Contests Using Classical Western Astrological Rules. This report is based on extensive research by Lee Lehman on games to see whether the home team or away team is likely to win the game based on Bonatti's rules of war. The rules have been researched and adapted to modern games. While being closely based on Bonatti's rules, the rules in Who Wins has been adapted and implemented to work well for modern sports events.

RELOCATION REPORTS:

Relocation reports describe issues, challenges, and opportunities that arise if you visit or live in a particular place. These reports can be used when deciding where to move to, where to vacation, where to conduct business, where to look for romance, etc.

ASTROLOCALITY REPORT by David Cochrane:

This report is an astrological analysis of what you are likely to experience in the places that you selected is given. The astrological influences that are strongest begin with three asterisks (***) and appear at the beginning of the report. Next are the influences with one asterisk (*),

which are strong but not as important as the astrological influences that have three asterisks. The astrological influences with no asterisks are at the end of report and are weakest, but they are also significant in your life.

ENVIRONMENT THERAPY REPORT by David Cochrane:

"Environment Therapy" refers to the ways in which different geographic regions affect our attitudes and behaviors and even our physical health, and how we can use this information to enhance our well being and health. This report provides an astrological analysis of what you are likely to experience in the cities and towns that you want to visit or live. Available in English only.

CITIES & TOWNS by Gina Ronco:

Are you thinking about moving, and wondering how you will like the new location? Or perhaps you are deciding on a place to vacation. Select up to 20 cities or towns, and the Cities and Towns Report will provide a brief description (about 1/3 to 1/2 page per location) of what you can expect in this location.

Languages available: English, Spanish, German, French

RELOCATION INFORMATION by Art Poppe:

The Relocation Information Report provides an analysis of each town that is a little more detailed (about 1/2 page to 1 page per location) than the Cities and Towns Report. Astrologer Art Poppe, uses similar techniques as those used by Gina Ronco in the Cities and Towns.

Languages available: English

VEDIC REPORTS:

NAKSHATRA REPORT by Tara Cochrane:

The 12 zodiac signs are very familiar to most of us, and many people know their Sun Sign. In India a different system of celestial signs has also been used. It is a system of 27 signs and each sign has a length of 13 degrees and 20 minutes, rather than 12 signs of 30 degrees each. These 27 signs are known as "nakshatras". In this report astrologer and artist Tara Cochrane paints a picture of your relationship to the cosmos. The nakshatra image combines with the descriptive information to provide you a window into the deep wisdom of ancient India. This report is designed to shed light on your individual nature and soul's purpose.



AUTHORS AND CONTRIBUTORS TO KEPLER:



MICHAEL AND JEANNE BARUCH live in Prescott, AZ where they own and operate Awakenings, Inc., an astrological chart and report service and a distributorship of metaphysical software. Michael and Jeanne are the author of the **Lunar Phases** report included in Kepler and Sirius.



LENORE CANTER is the author of the **Psyche and Eros Relationship Analysis**. Lenore was a native New Yorker and practiced astrology since 1969 until she passed away in April 2007. She had an MA in Development Psychology and was past president of the New York Chapter of NCGR.



DAVID COCHRANE David has a BA degree in Psychology from State University of New York at Binghamton. He is also the author of the **Pegasus, Kepler, Sirius** program, and two books "Astrology for the 21st Century", and "AstroLocality Magic". David's extraordinary breadth of knowledge and experience in astrology, combined with his knowledge of psychology, astronomy, research methodology, statistics and celestial mechanics, his many years of work with clients, teaching experience, & strong spiritual and metaphysical orientation to life are a rare combination. David is an expert in harmonic and midpoint theory and has been called by some of the world's most respected and experienced astrologers, a "theoretical genius", "the world's greatest expert in harmonic astrology", "the best speaker", and even simply "the best astrologer."



ROBBI DYER is the author of the **Senior Report**. She first began her studies of Astrology and Metaphysics in 1969. While her preference is esoteric astrology and interpretation, Robbi also practices mundane astrology interpretation. She has also worked with the Sacred Tarot and the ancient Mystery School teachings.



BENEDICT ELIE Elie is the author of the **French Elie Natal Report**. Benedict lives in Québec city. He works in accounting, information systems, business administration, etc. Benedict has been practicing astrology since 1970.



LINDA FRANO is the author of the **Canine Report**, and the **Feline Report**. Linda has been an active contributor to the Humane Society. Linda has been a professional astrologer since 1974.

RILEY GOODWIN is the author of **Alpha Imprints, Destiny & Decisions**, and the **Secondary Progressed Report**. Riley had a BS degree in vocational Rehabilitation. Riley passed away on July 2002.



KATHIE GARCIA is the author of the **AstroJourney Report**. She has been studying astrology since 1974. Kathie holds a B.A. in anthropology. Her AstroJourney Report is the first forecast report written specifically for teenagers and young adults.

MAUREEN HAJAR wrote the **asteroid interpretations** that are part of the **Advanced Forecast Report**. She has been a dedicated student of astrology for many years. Much of her work focuses on the areas on chart comparison, major and minor asteroids, and forecasting.



LORNA HOUSTON is the author of **Personal Security Report, Nature Appreciation Report, World Peace Report, Chakra Healing, Prosperity Report, and Life Awakening Report**. She was first introduced to astrology in 1973 and began practicing it in 1987. She co-authored scientific, empirical studies of astrology and crime patterns with Francois Gauquelin. Lorna has done crime prevention community work and offered astrological input to the police for homicide investigation.



ANNE MOGUL is the author of the **Life Path Report**. Anne has had an avid love of astrology for many years. She took up the art more seriously after her two children were grown. She enjoys sharing Astrology with others. She offers a simplified home study course available through mail order.



BOB MULLIGAN is the author of the **Indra Natal Report**. He is a well-known full-time astrological consultant who has traveled extensively, providing consultations and lectures to audiences throughout the United States and several other countries. In addition to writing the Indra Natal Report, he has also developed a home study astrology school.



EILEEN NAUMAN is the author of the **MedScan Natal Report**, and the **Medical Forecast Report**. She has been a medical astrologer since 1970 and has written The American Book of Nutrition and Medical Astrology. Eileen has been an EMT-B since 1996, registered in the state of Arizona.



CARMEN LACAU: Carmen is the author of the **Spanish Venus Report**. She studied astrology, palmistry, and graphology. She is a director of the Department of Sexology at University of Buenos Aires. Carmen has been a professional astrologer since 1965. Her work focuses on natal chart interpretations predictions, and horary. She also published many books in astrology.



RODERICK KIDSTON: Roderick is the author of the **Iris, The Rainbow Messenger Report**. He learned astrology at the age of 13 in 1974 from his mother. He is an early fan of adding asteroids to astrologer's repertoire. The study of harmonics has also been a passion for him.



SHERYL CANTER: Sheryl started learning astrology at the age of 12 when her mother, Lenore Canter. In 1991, Sheryl wrote an astrology program called **LoveTies** that received good reviews in both the astrological community and the mainstream software world (see instant-horoscopes.com). The **LoveTies** report, which includes both natal and synastry analysis, is now as an add-on to Kepler or Sirius program.



AGNES NIGHTINGALE is the author of the **CosmoBiology Report**. She began her study of astrology in the mid 1960's and became a Cosmobiologist in 1972. In the mid 1970's Agnes turned her hobby into a business, practicing astrology and conducting classes at her home.

She attended Herkimer County Community College and later taught evening courses there, including astrology, cosmobiology and Conversational German.



DOROTHY OJA is the author of the **Compatibility & Conflict Romantic Relationship**, and **Compatibility and Conflict Business or Friends**. She is a career astrologer offering complete Astrological Consulting/Counseling, through her practice. Her specialties include: Timing/Electional work, Composite/Davison Relationship analysis, Children's Profiles and private tutoring.

ART POPPE is the author of **Naughty Natal**, **The Composite Report**, **Poppe Forecast**, **Many Happy Returns**, **Thirteen Moons Lunar Return**, **Relocation Information**, and **Monthly Fitness & Life Style Guide**. He is a dedicated researcher and practitioner of astrology. Art is a full-time astrological consultant and writer.



RY REDD is the author of the **Cayce Past Life Report**. Ry was an astrologer from the late sixties until he passed away in February, 1994. He studied with Hindu Astrologer Dr. B.V. Raman and Henry Weingarten at the NASO School of Astrology in New York City. In the early seventies he began researching the massive astrological material in the Edgar Cayce readings.



DR. RANDALL ROFFE, D.C. graduated with honors from Palmer College of Chiropractic in 1980. He has studied astrology with David Cochrane and Chandrashekhara Thakur. He is of Gaelic and Cherokee heritage and an expert in the herbal medicine. He is the author of the **AstroMed Report**, **AstroQuest Horary Reports**, **Medicine Wheel Native American Astrology Report**, and **Fixed Stars Report**.



GINARONCO is the author of **Merlin**, **Compatibility**, **Basic Forecast**, the **Advanced Forecast Report**, **Flower & Gem**, **Karmic Insight** and **Starlight Solutions Forecast**. She began her study of astrology and metaphysics in the early 1970's and has been a practicing astrologer since 1977. She is also a Flower Essence practitioner and energy healer.



PHILIP SEDGWICK the author of "**The Galactic Report**". He began his study of astrology in 1969. He has been consulting professionally since 1975, and established his career as a full time astrologer in 1981. A researcher by nature, he investigated the astrological signatures of aviation disasters, intensively explored the effects of galactic phenomena on astrology.



DADHICHI TOTH wrote the **Vedic Chart Explorer** interpretations that appear in the upper right corner of the Vedic chart wheel screen of the Kepler and Sirius program. Dadhichi is a professional face reading, Vedic and Western astrological reading.



MARY FORTIER SHEA is the author of the **Planets in Solar Return Report** and the book **Planets in Solar Return**. She has a Masters Degree in Counseling Psychology and does astrological counseling for clients across the country. Her readings are spiritual, as well as psychological and practical.



MAXINE TAYLOR the author of **Revelation**, **AstroAnalysis**, **Hidden Messages**, and **Heaven Sent**. She has also published six astrology books. Maxine spearheaded the movement to legalize astrology in Atlanta and in 1969, became Georgia's first licensed astrologer. Maxine was CNN's on-air astrologer when CNN went live during the early 80's.



HORACIO VALSECIA is the author of the **Child Report**, the **Adult Report**, **Vocational Guidance**, **Solar Return** and **Lunar Return**. Horacio was an astrologer from the age of 21 and he also dedicated himself to teaching and transmitting his knowledge about the subject. Horacio passed away on February 14, 2000.


ROSA MARIA VINIEGRA is the author of the **Karmic Forecast Report**, **Business Forecast**, and the **Love and Romance Forecast**. She is a practicing astrologer in Spain, and also works in Mexico as well. Rosa Maria has developed sensitive and perceptive insights into how astrological influences affect a person's life.



SUZANNE WHITE is the author of the "**The New Astrology Report**". She has a degree in Education. In 1971, she began writing articles for women's magazines and by 1973 had written her first book, a novel called Ladyfinger. In 1975, she began writing Chinese Astrology books.




STEPHANIE CLEMENT is the author of the **Saturn's Promise Report** and the **Jupiter's Promise Report**. She has a Degree in English Literature, Library Science, Humanistic Psychological Counseling, and Transpersonal Psychology. She has been practicing astrology for many years.



ERMELINDA ADABBO is Cosmic Patterns Italian professional translator. She translated the Indra report, and some of the Cosmo Reports in Italian. Ermelinda is a kabbalist and a master of Christian esotericism. She attended a Masonic Academy in Milan. She has a passion for collecting prayers from the era before Vatican Council II.



BERNIE ASHMAN graduated from the University of Florida in 1971 in Gainesville, Florida. His life changed greatly when he moved to Atlanta, Georgia, in 1972. Bernie began studying astrology in 1973 after encountering a book, **The Astrology of Personality** by a Frenchman, Dane Rudhyar. He came upon this book in a bookstore in Atlanta (he says it found him!). Bernie is the author of **The Earth Mandala Report**.



ANA MARIA ALLGAYER translated many of the interpretive report options that were originally written in English or Spanish to Portuguese. We are very grateful to her for making it possible for us to offer many reports in Portuguese. Ana Maria has been studying astrology, various religions and vibrational therapies for more than three decades.



LOUISE BLAIS is the French translator of Cosmic Patterns Software. She has been interested in metaphysics as long as she can remember. She was 12 years old when she started studying astrology, in order to better understand the world and herself. In her opinion, astrology is a wonderful system to study, the archetypes of the collective consciousness and the cycles of time.



PAUL GUESS (SUDI) is Cosmic Patterns' graphic artist. He comes from a background in publishing and graphics. His web based company Endlessdesign.com focuses on digital design. His ongoing interest in symbolism and universal systems helped him tune into the needs of Cosmic Patterns.

MARTHA JONES: Martha began her astrological studies in 1976. She has completed courses from Chris McRae (PMAFA), as well as correspondence courses from Ivy Goldstein-Jacobson and Bobbye Bratcher-Nelson. Since developing Astrovisuals in 1993, she has built up a significant repertoire of astrological images.



NORA MERCEDES DE BEUS was born in Buenos Aires, Argentina. For the past 23 years she has been studying and investigating Astrology in several countries. She published her first book in Spanish "Metodología Astroanalítica en la consulta Astrológica" in 1997. She discovered Cosmic Patterns Software at an ISAR Conference in Los Angeles, CA in October 2000 and immediately began to use Kepler software. Since then she has been translating report options and features of Kepler into Spanish.



MICHAEL MUNKASEY has a BS in Mechanical Engineering, and an M.E.Ad. (Engineering Administration). Michael has been actively studying and practicing astrology since 1969.. Michael has contributed a large portion of information in Kepler that you will find in the **AstroEncyclopedia**. His compilation of data on ancient astrology, Vedic astrology, progressed techniques and many other areas of astrology has benefit the Kepler program tremendously. He is the author of the **Midpoint Weighting Analysis Report**.



MARK POTTENGER has been involved in technical astrology and computer programming for many years. He has helped David Cochrane, several times with technical questions. He received a B.A. degree in philosophy in 1976. Mark has been involved in numerous research projects, software development projects, and publication of technical data, ephemerides, etc. He is one of the few people that have both thorough understanding of astrological theory as well as expertise in celestial mechanics, research, computer programming, and other technical areas.

JOELLE STEELE: The Kepler program includes the data for over 2,000 earthquakes. The earthquake data was meticu-



lously researched and compiled by Joelle Steele. She is an Astrologer, Artist, Graphologist, and Horticulturist. Joelle is also a Writer, Editor, and Researcher with a degree in Language Arts. She began studying earthquakes and compiling her Seismic Data Collection in 1973.



PEMO THEODORE: Pemo is the author of the **Star*Mate Composite Report**. She is an Australian Life and Business Coach. Her work aims at empowering individuals and developing sense of confidence in conflict resolution and difficult situations. Her specialty is relationship chart analysis.

QUIRINO SIMOES: Quirino is the author of the **Portuguese Forecast Report**. He has been a professional astrologer since the early 90s. He currently lives in Portugal.



DONNA HENSON: Donna is the author of the **Vertex Report**, She is also the author of the short **Vertex Report** that is in the Kepler and Sirius program. Donna is a professional astrologer, counselor, and author who has worked with astrology since the age of ten. She has many years of experience teaching astrology at Tarrant County College as well as teaching astrology classes in her home. She has a bachelor and master degree. She has devoted full time to astrology since 1990.



SWAMI SADASHIVATIRTHA: Swami is the author of the **Ayurveda Encyclopedia** that is included in the Sirius program. He is also the author of Bhagavad Gita for the Modern Times. He started reading and experimenting with various forms of meditation and yoga anas. Nearly four decades ago he began formal training, and by the mid 70's, was trained to teach meditation and yoga.



RICHARD SCHULZ is the author of the **TAO DJIA Forecast**. Richard graduated from Southern Illinois University, with a Bachelor of Science degree in Nursing, with minors in mathematics and psychology; and from California State University, Los Angeles, CA with a Master of Science degree in Psychiatric Nursing. Richard always liked mathematics and science and was an amateur astronomer and meteorologist. He has been studying astrology since 1973.



TARA COCHRANE: Tara Cochrane is the author of the **Nakshatra Report**, and the **Talisman Images**. She learned astrology at a very early age. Tara is also an American visual artist. Originating in Gainesville, Florida, Tara has been creating visual art including fashion design, mixed media collage, sculpture, and photography since a young age, and maintains a lifelong commitment to the creative process.



LEE LEHMAN: Lee is the author of the **Who Wins?** report. This program captures the rules of Bonatti for warfare for use in researching the outcome of sporting events. Lee has a Ph.D. in Botany from Rutgers University. She is author of The Ultimate Asteroid Book (1988), Essential Dignities (1989), The Book of Rulerships (1992), Classical Astrology for Modern Living (1996), The Martial Art of Horary Astrology (2002), and other books.

THE AVALON SCHOOL of ASTROLOGY

The Avalon School of Astrology provides comprehensive training that prepares students for a career in the field of astrology. Classroom schedule is consist of 4 semesters of study and 900 hours of classroom study. The Avalon School of Astrology is located in Gainesville, Florida.

Graduates of The Avalon School of Astrology receive a diploma in Theoretical and Applied Cosmic Cybernetics approved by the State of Florida.

- ARE YOU LOOKING FOR A DIFFERENT TYPE OF CAREER?
- DO YOU ENJOY HELPING PEOPLE AND LEARNING NEW SKILLS?
- DO YOU WANT TO LEARN HOW TO ADVISE PEOPLE THROUGH THE INCREDIBLE ART AND SCIENCE OF ASTROLOGY?


THEN COME TO AVALON! The Avalon School of Astrology is the only physical astrology school licensed by a state in the entire United States. Our graduates receive a diploma in Theoretical and Applied Cosmic Cybernetics, and the training you receive will enable you to be an astrological counselor. If you already have a degree in psychology or are employed in a helping profession, learning the language of astrology can can expand and improve your practice.

Classes at Avalon are fun and exciting! Classes are enjoyable as well as educational and you will feel inspired to learn more. You will be proud to be a graduate of The Avalon School of Astrology, so come and join us!

- The first 3 levels of NCGR Certification are **WAIVED** for graduates of Avalon! After graduating from Avalon, you can apply directly for the very prestigious NCGR Level IV Certification!

Address: The Avalon School of Astrology
6212 N.W.43rd Street, Suite A
Gainesville, FL 32653, USA

Phone: 352-375-1250
www.AvalonAstrology.com



The World's First Astrology Software that provides Comprehensive Research and Electional Astrology, Complete Western and Vedic Astrology, and the Most Advanced AstroMaps all in One Program!

Beautiful and Easy To Use!



SIRIUS FEATURES

Simply The World's Most Powerful And Easiest To Use Astrology Software! Extraordinarily Flexible And Customizable. Quickly Access The Charts And Reports You Need.

- ◆ ALL FEATURES THAT ARE INCLUDED IN KEPLER
- ◆ Plus the following features and more
- ◆ Business Manager
- ◆ Complete Vedic
- ◆ A True Drag and Drop Page Designer
- ◆ Advanced AstroSignature & Electional Forecast
- ◆ Advanced Symmetrical/Uranian Astrology
- ◆ Automatic Rectification
- ◆ Animated 90 Degree Dial, and SkyMap
- ◆ Ancient, Western: Partile & Refraction Table, Essential Dignities, Almutens Table, Hyleg, etc.
- ◆ 3-Planet, 4-Planet, and Huber Graphic Patterns
- ◆ Beautiful and Flexible AstroCalendar
- ◆ And Much, Much, More! Visit www.AstroSoftware.com/Sirius.htm.
- ◆ Nakshatra, Hellenistic, & Medieval Wheel, Nakshatra Font, etc.
- ◆ Beautiful and Unique Planet Mandalas
- ◆ Progressed Cycles and Ingresses
- ◆ Artificial Intelligence, and Assumptionless Research
- ◆ Fixed Star AstroMap, Zenith AstroMap, AstroMap Popup Relocated Wheel, Track Hurricane Path
- ◆ Complete Medieval and Hellenistic Features
- ◆ Interactive Cosmobiology Dial, Interactive & Dynamic Displays of Chart Wheels
- ◆ Handy Popup Wheel, Huber Patterns, & Other Convenient Features
- ◆ Harmonic Age Chart

KEPLER FEATURES

- ◆ AstroMaps: Local Space, Geodetic, Zodiac Sign, Treasure Maps, and Eclipse Maps
- ◆ Rectification
- ◆ Vedic
- ◆ 28 Coordinate Systems
- ◆ Electional Forecast
- ◆ AstroSignature Research
- ◆ Print Reports with Graphics included
- ◆ Avalon Lessons and AstroEncyclopedia
- ◆ Degree Meanings
- ◆ World's most complete atlas
- ◆ And Much, Much, More! Visit www.AstroSoftware.com/moreinfo.htm
- ◆ Time Line Forecast
- ◆ Live Mini Reading
- ◆ Animated TriWheel
- ◆ Sky Map and Star Catalogue
- ◆ 4 styles of Astrology True Type Fonts
- ◆ Huber Wheels, Medieval Wheels, Asteroid Wheels, Arabic Parts Wheels, Harmonic Wheels, Square Wheels, Midpoints and Blank Wheels
- ◆ Over thirty stunning Art Wheels included
- ◆ Graphic Ephemeris, Planet Text Ephemeris, and Asteroids Text Ephemeris
- ◆ 10 different interpretative reports included

Other Options



PEGASUS FEATURES

- ◆ Natal Chart
- ◆ Composite Chart
- ◆ Solar Return
- ◆ Lunar Returns
- ◆ Planet Return
- ◆ Relocated Charts
- ◆ Progressed Charts
- ◆ Nodes: Mean or True
- ◆ 13 house systems, 22 Ayanamsha
- ◆ Ability to upgrade to either Kepler or Sirius
- ◆ Ultra Accurate Daylight Savings Time Table
- ◆ Visit www.AstroSoftware.com/Pegasus.htm for more information

Diversity of Report Options

- ◆ Natal (5) ◆ Specialized Natal (20)
- ◆ Compatibility (8) ◆ Forecast (20)
- ◆ Health (4) ◆ Chinese (2)
- ◆ Past Life (3) ◆ Integrated (2)
- ◆ Relocation (3) ◆ Pets (2)
- ◆ Asteroids ◆ Vedic ◆ Horary (2)
- ◆ Prosperity ◆ Gold Forecast ◆ Who Wins
- ◆ Nakshatra ◆ Vertex-Personal Destiny
- ◆ Talisman Images of the Picatrix

REPORT OPTIONS THAT YOU CAN ADD TO KEPLER, SIRIUS, OR PEGASUS

We have the World's Best and Largest Collection of Interpretive Reports that are add ons to the Kepler, Sirius, or Pegasus Program. These Interpretive Report Options provide you with options for more thorough interpretations and also interpretations that focus on particular areas or issues.

EASE OF USE & TECHNICAL SUPPORT

The programs are very easy to use. Most of the Kepler and Sirius features are fully customizable. You can also create your own interpretive report or create your own chart wheel style. We have the industry's best customer support by e-mail or telephone! If you cannot call us during our office hours, we can set an appointment for you to call us off hours on weekdays!

Head Office

6212 N.W. 43rd Street, Suite B
Gainesville, FL 32653 USA
phone: 352-373-1504 (fax: 352-374-8826)
E - mail: kepler@AstroSoftware.com

European Office

phone: +44 7984 417676
www.KeplerSoftware.co.uk
E - mail: kepler@KeplerSoftware.co.uk

COSMIC PATTERNS
www.AstroSoftware.com